

Name:

























Class: 3/...

No.:

Listening	Reading	Writing
...../20/20/20

LISTENING

I. Listen and circle. (.../8)

<p>Example: How many apples are there?</p>	A. 	B. 	C. 
1. Where is the banana?	A. 	B. 	C. 
2. How many bananas are there?	A. 	B. 	C. 
3. What would Tom like to eat?	A. 	B. 	C. 
4. How many donuts are there?	A. 	B. 	C. 
5. What would Jill like to eat?	A. 	B. 	C. 
6. How many cupcakes does Ben want?	A. 	B. 	C. 
7. What do you use to eat ice-cream?	A. 	B. 	C. 

8. What would Lucy like to eat?

A.



B.



C.



II. Listen and write. (.../6)

Example: In my house, we often eat **pizza**

1. My favorite food is	4. We use a and fork.
2. There is a on the table.	5. These are so good!
3. There are some	6. We use chopsticks and a

III. Listen and number. (.../6)

 <input type="text"/>	 <input type="text"/>	 <input type="text"/>	
 <input type="text" value="0"/>	 <input type="text"/>	 <input type="text"/>	 <input type="text"/>