

Name: \_\_\_\_\_

Grade: 1

ÔN TẬP HK2

I. ALPHABET

Part 1. Look and write the letter



\_\_pple



\_\_nt



\_\_lephant



\_\_ag



\_\_ar



\_\_anana



\_\_oll



\_\_rog



\_\_nsect



\_\_at



\_\_ick



\_\_ion



\_\_onkey



\_\_ine



\_\_all

Part 2. Look and match



●



●



●



●



●



●

●  
A

●  
E

●  
D




●  
C




●  
K




●  
B

II. GRAMMAR

Part 1. Fill in the blank

1. Ted\_\_y b\_\_ar  2. S\_\_ndw\_\_ch  3. B\_\_na\_\_a 

4. S\_\_ng  5. S\_\_ak\_\_  6. C\_\_r 

7. Ki\_\_e  8. \_\_ove  9. Swi\_\_ 

Part 2. Look and circle

1. This is my \_\_\_\_\_

- A. father      B. grandpa      C. sister



2. I can see a \_\_\_\_\_.

- A. bag      B. teddy bear      C. blue



3. Touch your \_\_\_\_\_.

- A. arm      B. leg      C. head



4. How many \_\_\_\_\_? – Six

- A. caps      B. cats      C. cars



Part 3. Look and write. There is one example.



I can't sing.



have / three / I / pencils.

→ \_\_\_\_\_



an / apple / want / I

→ \_\_\_\_\_



like / dog / I

→ \_\_\_\_\_



swim / I / can

→ \_\_\_\_\_

Part 4. Find the beginning sound


	F	E	G
	O	Q	P
	C	E	D
1	N	P	O


	M	N	O
	L	N	M
	K	J	L
	J	H	I


**Part 5. Listen and draw lines. There is one example.**


Bobby	Bill	Lila	Kim	Vinh
-------	------	------	-----	------


  


























**Part 6. Listen and tick (✓) the box. There is one example**

E.g.	 <input type="checkbox"/> A	 <input checked="" type="checkbox"/> B	 <input type="checkbox"/> C
1.	 <input type="checkbox"/> A	 <input type="checkbox"/> B	 <input type="checkbox"/> C
2.	 <input type="checkbox"/> A	 <input type="checkbox"/> B	 <input type="checkbox"/> C
3.	 <input type="checkbox"/> A	 <input type="checkbox"/> B	 <input type="checkbox"/> C
4.	 <input type="checkbox"/> A	 <input type="checkbox"/> B	 <input type="checkbox"/> C

**Part 7. Listen and circle. There is one example**

How old are you?

Six

seven

1. What do you want?

A cookie

A banana

2. How many cars?

Eight

Ten

3. What color is the teddy bear?

Yellow

Pink

4. What can you do?

jump

run