

Writing



An inspiring person: my sister

- 1 _____ She has two children and a full-time job but somehow still finds time to paddleboard, swim, see friends and help out at her children's school! She's a person who really enjoys life.
- 2 _____ Her youngest child is six months old, so she has to wake up a lot in the night. Her oldest child is three and he gets up at 5:30 a.m. every morning! If I don't get enough sleep, I'm not very friendly!
- 3 _____ She believes she can do anything if she tries. Last year, she helped the school to make a little garden for the children!

1 Read the blog post above. Match the topic sentences (a–c) with the paragraphs (1–3).

- a One of the things I respect most about her is that she is so confident. _____
- b Someone who really inspires me is my sister. _____
- c I think she is inspiring because she is always smiling, but she never gets enough sleep. _____

2 Read the blog post again. Match the paragraphs (1–3) with the paragraph summaries (a–c).

- a one amazing thing they did _____
- b why they are inspiring _____
- c someone who inspires me _____

3 Write a blog post about a friend or family member who inspires you. Write 130–200 words. Use Exercises 1 and 2 and the notes below to help you.

- Include a heading and three paragraphs with topic sentences.
- Include language to introduce topics.

4 Check your blog post. Use the checklist.

- Are the spelling and punctuation correct?
- Are the grammar and vocabulary correct?
- Does your blog post include all the information from the notes in Exercise 3?

Look at the Learning to learn box. Complete your Learning journal.


LEARNING TO LEARN: YOUR JOURNAL

You're more than half-way through the Pre-Intermediate Student's Book. It's a good idea to think about what you have learned and what you want to learn next. You can do this in your audio, video or written journal.

1 Read the questions (a–c) and write your answers.

- a Look back at Units 6 and 7. Make notes about what you studied for: grammar, vocabulary, pronunciation, reading, writing, listening and speaking.
- b How do you feel about the areas in question a? Tick (✓) anything you feel confident about and circle anything you need to review.
- c Look at the things you have circled and choose two that you want to improve. What do you plan to do to improve them? Think about:
 - finding online resources (e.g. reading articles, doing grammar exercises).
 - what you can do in class (e.g. note taking).
 - other ways to practise outside class (e.g. writing at home, reading books).

2 Make a journal entry about your learning in Units 6 and 7. Use your notes in task 1 to help you.



The world of work

Reading

1 Read the three texts on page 53. What main topic do they share? Tick (✓) the correct answer.

- a learning how to be a *Haenyeo*
- b the *Haenyeo* of Jeju Island
- c the future of jobs for *Haenyeo*

2 Read the texts again. Complete the sentences with one word from the text(s). You may need to read all three texts to find the information you need.

- 1 *Haenyeo* are women from South Korea who dive to find _____.
- 2 They can swim underwater without _____ for about one minute.
- 3 They look after the _____ by not catching too much seafood.
- 4 They swim in water which is around 13 to 16°C in _____.
- 5 In the past, they didn't wear _____. They wore thin cotton clothes.
- 6 The *Haenyeo* _____ is on a UNESCO list.

3 Read the texts again. Answer the questions with full sentences.

- 1 Why did @KB56 want to visit Jeju?
Because _____
- 2 Why do *Haenyeo* work when they are in their 80s?
Because _____
- 3 Why were the numbers of *Haenyeo* falling?
Because _____

4 Why did two training schools open?

Because _____

5 Why is it difficult to find a job as a *Haenyeo*?

Because _____

Look at the Learning to learn box. Then do the task.

LEARNING TO LEARN: READING

Reading aloud

Reading aloud means that you read the text and say the words at the same time. Reading aloud is good practice for pronunciation. It can also help you learn new words. Follow these steps to practise reading aloud.

- 1 Choose one paragraph from a text. Scan the paragraph. Circle words that you don't know how to pronounce.
- 2 Check the pronunciation in a dictionary or with an English speaker. Make notes. You can also ask an English speaker to read the text aloud and you can record it.
- 3 Practise reading the text aloud. Record yourself with your phone.
- 4 Listen to the recording and check your pronunciation. Is there anything you could improve? Remember that your pronunciation doesn't need to be perfect. It just needs to be clear.

Choose one paragraph from the text on page 52 and practise reading aloud with the steps in the box.

The future of Jeju Island's Haenyeo

Anyone who visits Jeju Island knows about the *Haenyeo*, the women who dive for seafood. This is a traditional job which women on Jeju Island have done for years, but it is not easy. The women dive for seven hours a day, in cold water, all year round. Many of these women continue to work in their 70s and 80s. They enjoy it and it makes them feel good.

In the past, mothers and grandmothers taught their daughters how to dive for seafood and they wore only thin cotton clothes. Now they have thick wetsuits to keep them warm, but, until recently, this job was becoming less popular. Fewer young women wanted to become *Haenyeo*. This is because young women on Jeju Island were choosing to move off the island to go to university or to find other kinds of work.

In 2016, the United Nations Educational, Scientific and Cultural Organisation (UNESCO) put the *Haenyeo* on a list of important cultures and many people thought it was important to protect the work, so two training schools opened to train new *Haenyeo*. However, not everyone who graduates from the schools can work as an official *Haenyeo*. To do this, you need the support of the local *Haenyeo* group in a fishing village first. This can be difficult as there are fewer fishing villages than before.



@KB56

I read about the *Haenyeo* divers a few years ago. I've wanted to visit Jeju Island to see them ever since. And so now I'm here! And I got to see them swimming for seafood! #Korea #JejuIsland #Haenyeo

Factfile: *Haenyeo*

- ▶ *Haenyeo* come from Jeju Island, South Korea.
- ▶ *Haenyeo* are South Korea's famous seawomen. They dive for seafood. In Korean, *hae* means 'sea' and *nyeo* mean 'woman'.
- ▶ *Haenyeo* dive all year round. In winter, the sea temperature is around 13–16°C. In summer, 20–26°C.
- ▶ The *Haenyeo* have found seafood this way for over 400 years.
- ▶ *Haenyeo* can swim underwater without breathing for one minute or more.
- ▶ Nowadays, *Haenyeo* wear wetsuits, but in the past they wore light cotton clothes.
- ▶ *Haenyeo* care for the sea by not catching too much seafood, which is great for the local environment.



Grammar

Present perfect and past simple

- 1** Choose the correct option to complete the sentences.
- 1 Jess *lived / has lived* in Hawaii since 2014.
 - 2 I *grew up / have grown up* in Indonesia.
 - 3 Kevin *worked for / has worked for* that company for twenty years. He loves it!
 - 4 The managers *chose / have chosen* someone for the job last week.
 - 5 My brother *studied / has studied* law at university. He's a lawyer now.
 - 6 How long *did you teach / have you taught* at your last school?
 - 7 They *didn't see / haven't seen* each other for five years. They're very excited about meeting up.
- 2** Complete the conversation with the present perfect or past simple form of the verbs.
- A: Excuse me. Is this the right room for the IT training?
- B: That's right. Are you new? I don't think we ¹ _____ (meet) before. I'm Ari.
- A: Yes, I ² _____ (start) yesterday. I ³ _____ (not / met) many people so far! I'm Bhavna.
- B: Ah, OK. Well, welcome to the company.
- A: Thanks. How long ⁴ _____ (you / work) here?
- B: I ⁵ _____ (be) here for two years. It's a great place to work and there's lots of training.
- A: Cool. What kind of training ⁶ _____ (you / done)?
- B: I ⁷ _____ (do) some courses about social media last year. They ⁸ _____ (be) great, but I want to learn more!

Pronunciation

Saying the final /n/ sound

- 1**  Listen and repeat the words. Pay attention to the final /n/ sound.
- 1 broken
 - 2 chosen
 - 3 driven
 - 4 grown
 - 5 fallen
 - 6 forgotten
 - 7 spoken
 - 8 known

Vocabulary

Jobs

- 1** Complete the sentences with these jobs.


accountant admin assistant biologist hairdresser
instructor journalist politician researcher


- 1 I haven't had my hair cut for months! I really need to see my _____.
- 2 My swimming _____ taught me to breathe out underwater.
- 3 Dr Ingenerf is a(n) _____. She studies trends in the world of work.
- 4 We meet with our _____ at the end of the financial year.
- 5 Can you ask the _____ to print this letter, please?
- 6 She's a great _____, but I'm not planning to vote for her.
- 7 Rawaa is a(n) _____. She studies plants that we can use for medicines.
- 8 Wes is a(n) _____. He writes for the local newspaper.

2 Match the jobs from Exercise 1 with the nouns that are connected with the jobs.

- | | | | |
|-----------|------------|------------|-------|
| 1 article | newspaper | magazine | _____ |
| 2 nature | experiment | laboratory | _____ |
| 3 numbers | money | tax | _____ |
| 4 teach | learn | student | _____ |
| 5 speech | election | government | _____ |

Listening

1  Listen to the conversation between Agata and her teacher about future careers. What job does Agata want to do?

2  Listen again and complete the notes in the mindmap with one or two words. Listen again if you need to.

