Match the proper unit of measurement with the objects by drawing lines from the objects to the unit.



Milliliters

Liters

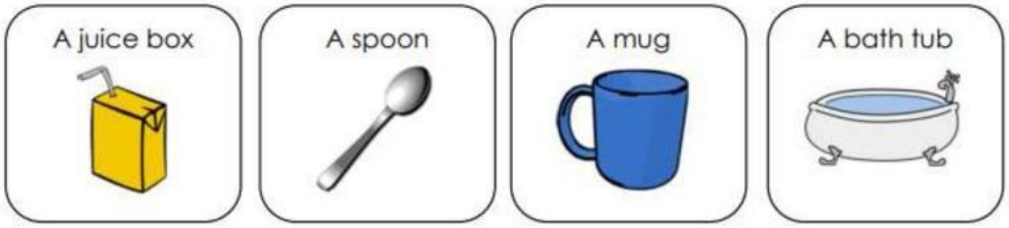

Based on the provided key and the liquid level in each jug, determine how many bottles can be filled and choose the number of bottles accordingly.



1) 

2) 

LIVEWORKSHEETS

Shade the jug to show the amount of water.

a.) 7 ml

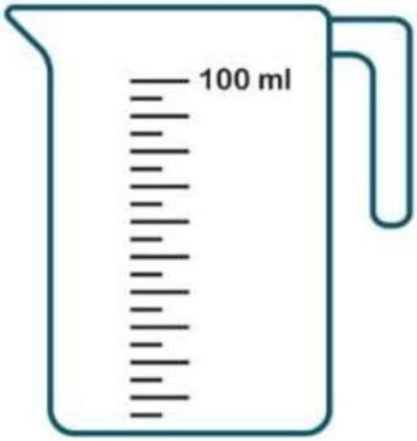

b.) 40 ml

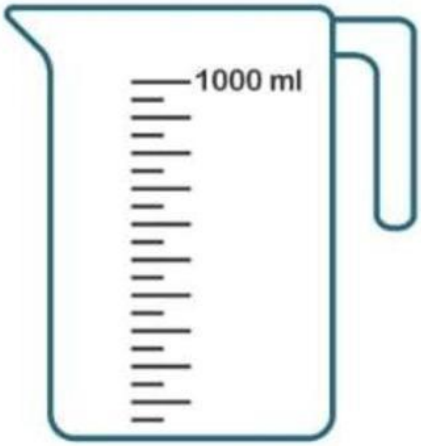

c.) 550 ml

LIVEWORKSHEETS

Find the total volume of water in each set of beakers and cylinders.

a.)

_____ ℓ _____ ml

b.)

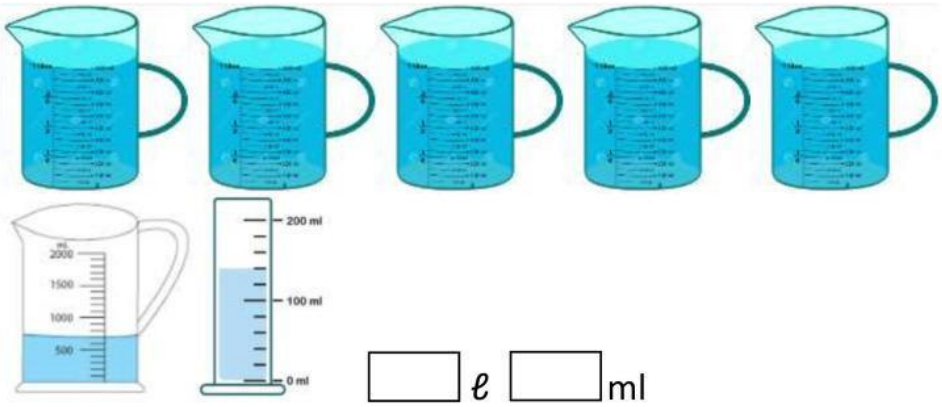

_____ ℓ _____ ml

c.)



_____ ℓ _____ ml

d.)

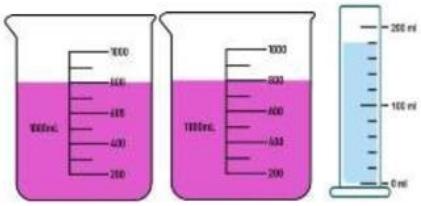

_____ ℓ _____ ml

LIVEWORKSHEETS

Solve the following word problems.

1. Seth is 163 cm tall.
   Russ is 12 cm taller than Seth.
   Mitch is 15 cm shorter than Russ.
   a.) How tall is Russ?
   b.) How tall is Mitch?

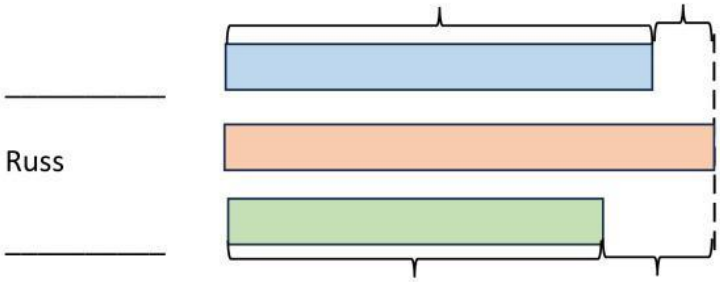

a.) _____ ◯ _____ = _____

Russ is _____ tall.

b.) _____ ◯ _____ = _____

Mitch is _____ tall.

2. Alex had 3500 g of tomatoes.
   He sold 2 kg of the tomatoes.
   How much tomatoes did he have left in kg and g?

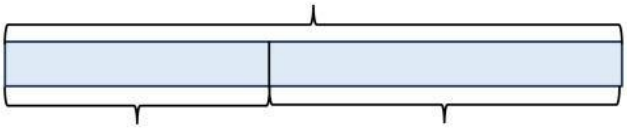

_____ kg = _____ g

_____ ◯ _____ = _____

Alex had _____ kg _____ g of tomatoes left.

LIVEWORKSHEETS

3. A tank, containing 1780 ml of water, has a capacity of 4 ℓ.
After some water was poured into the tank, another 600 ml of water was needed to fill it up completely.
How much water was poured into the tank?
Give your answers in litres and millilitres.

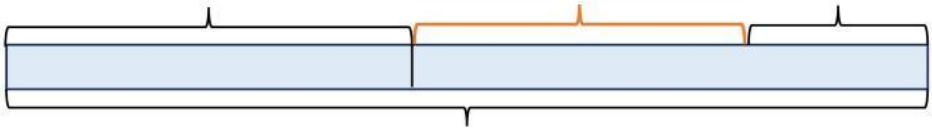

_____ ℓ = _____ ml

_____ ◯ _____ = _____

_____ ◯ _____ = _____

_____ ℓ _____ ml of water was poured into the tank.

4. 25 ℓ of milk were poured equally into 5 jugs.
How much milk was there in each jug? Give answer in millilitres.

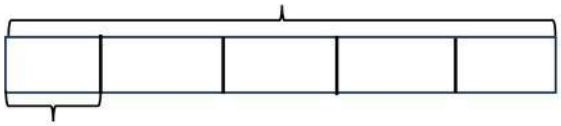

_____ ◯ _____ = _____

There was _____ of milk in each jug.

Write in ℓ and ml.

a.) 2430 ml = ____ ℓ _____ ml

b.) 16045 ml = ____ ℓ _____ ml

Write in ml.

a.) 8 ℓ = _____ ml

b.) 12 ℓ = _____ ml

LIVEWORKSHEETS