

Name: .....

Grade: 4<sup>th</sup> Section: .....

Date: / / 2026



Al Ridwan Schools  
Inspiring schools

Subject: .....Science.....

Term:.....Second.....

Duration: .....

## Worksheet ( 2 )

### Making circuits

Apply

Q1: Write the words from the box in its correct place:


Mobile phones / Current / Battery / Buzzer / Pull cord / Circuit / Lights at homes / Motor Button/ Complete

1. We use the word ----- to describe a group of cells connected together.
2. ----- and ----- are components that we can add to circuits.
3. Two types of switches are ----- and -----
4. When electricity moves around the circuit, this is called an electric -----
5. A ----- is a complete path through which electricity flows.
6. Two uses of electricity are ----- and -----

Q2: Write the way of connecting a wire to a component in its correct place:

Plug / Bare wires / crocodile clip

Knowledge



-----

-----

-----

**Q3: What happens to the circuit when:**

Analyze

a. The switch is **ON**: 1. -----

2. -----

3. -----

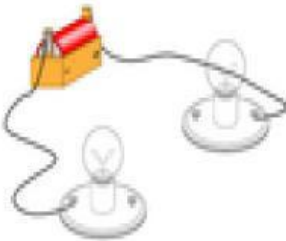
b. The switch is **OFF**: 1. -----

2. -----

3. -----

**Q4: Decide if the following circuits will work or not:**

Understand



Yes / No






Yes / No



Yes / No

**Q5: Write the names of the following components and their function:**

Knowledge

Component	Name	Function
		
		
		

Q6: What is the effect of adding:

Analyze

a) More **light bulbs** to the circuit:

-----

b) More **cells** to the circuit:

-----



Scan me!!

The End