



**Cambridge Primary Mathematics 1**  
**Worksheet 1**

Name: \_\_\_\_\_

Date: \_\_\_\_\_

Class: \_\_\_\_\_

**Part 1. Draw lines to match the ordinal number with the ordinal number word.**

1<sup>st</sup>

fourth

2<sup>nd</sup>

eighth

3<sup>rd</sup>

second

4<sup>th</sup>

tenth

5<sup>th</sup>

first

6<sup>th</sup>

third

7<sup>th</sup>

ninth

8<sup>th</sup>

fifth

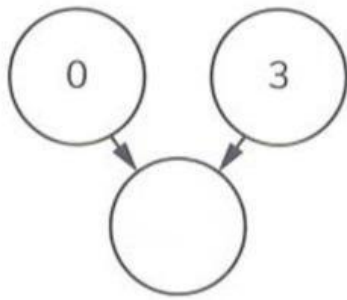
9<sup>th</sup>

seventh

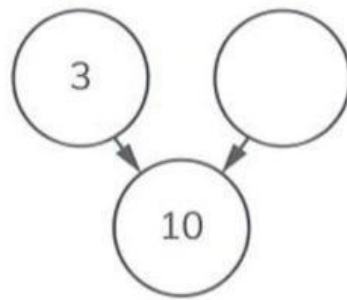
10<sup>th</sup>

sixth

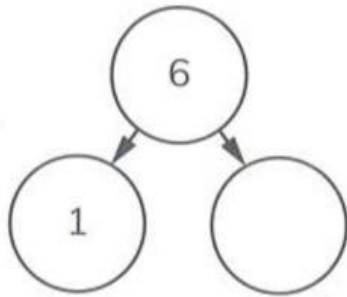
Part 2. Complete the part-whole diagram. Write a number sentence for each diagram.



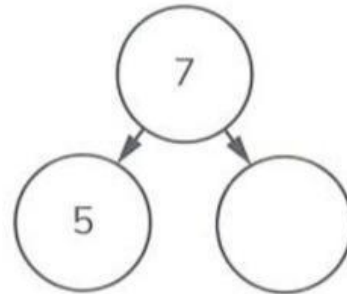
$$\square + \square = \square$$



$$\square + \square = \square$$



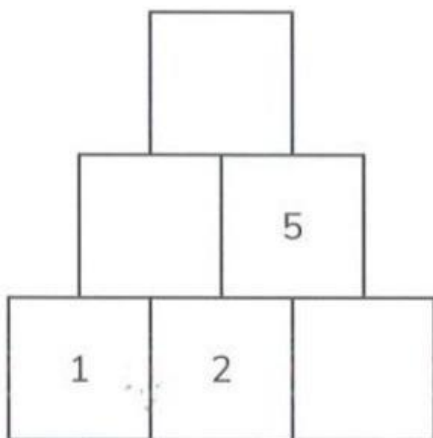
$$\square - \square = \square$$



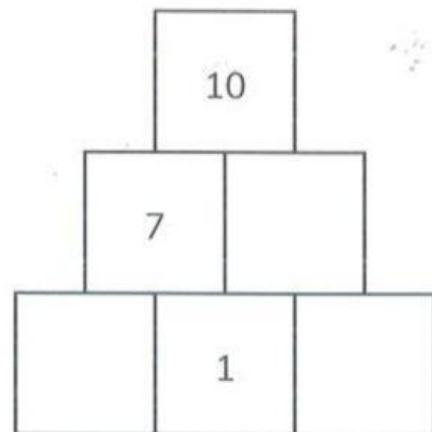
$$\square - \square = \square$$

Part 3.

Complete this addition wall.






Complete this subtraction wall.






Part 4.

(a) Write the number sentence for this story.

First	Then	Now
		

--	--	--	--	--

(b) Write the number sentence for this story.

First	Then	Now
		

--	--	--	--	--

Part 5. Read and match.



on

next to

in

behind

in front of

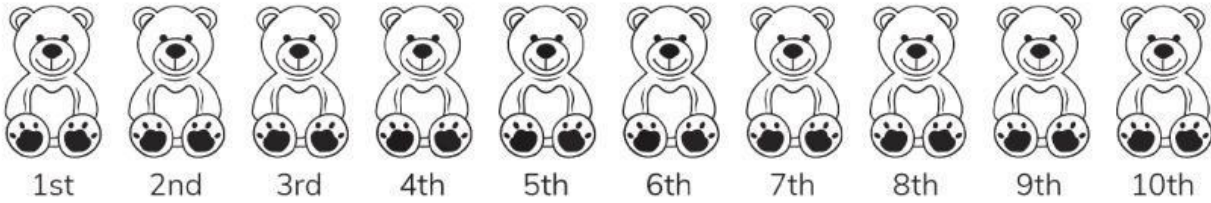


above

below

between

**Part 6. Read and follow the instructions.**



- (a) Draw a ring around the 1<sup>st</sup> and 5<sup>th</sup> bears.
- (b) Cross out (x) the 3<sup>rd</sup> and 8<sup>th</sup> bears.
- (c) Colour the 6<sup>th</sup> and 10<sup>th</sup> bears.
- (d) Colour the bear to the left of the 3<sup>rd</sup> bear.

**Part 7. Write the ordinal number of the coloured object in each row.**

**ORDINAL NUMBERS**



1st		2nd
1st		
1st		
1st		

Part 8. Look at the Venn diagram and circle the correct answer.



1. There are \_\_\_\_\_ things you wear on your feet.

3

4

5

2. There are \_\_\_\_\_ things you do not wear on your feet.

3

4

5

3. There are \_\_\_\_\_ items inside the circle than there are outside the circle.

the same

fewer

more

\_\_ THE END \_\_