Tên: ……...

Lớp: S4…

Ngày giao bài: Thứ …, ngày …./….

Ngày nộp bài: Thứ …, ngày …./….

Ngữ pháp HW: ……

Đọc HW: ……

StarLink

GE4 - Unit 9: School's Out! - Grammar 2 & Grammar 1 Revision

A. THEORY

I. GRAMMAR: "Going to" for future plans *("Going to" dùng để nói về kế hoạch trong tương lai)*

- **Cách dùng**: Dùng để nói về **kế hoạch hoặc dự định đã có từ trước trong tương lai.**
- **Dấu hiệu nhận biết:** thường đi với *in the future, tomorrow, next week, next year, …* và dấu hiệu ngữ cảnh cho thấy **kế hoạch cụ thể hoặc bằng chứng hiện tại**.

	Structure	Example
Positive	S + **am / is / are + going to + V (nguyên mẫu)**	I **am going to visit** my grandparents this weekend. She **is going to join** the summer camp.
Negative	S + **am / is / are + not + going to + V (nguyên mẫu)**	We **are not going to study** at school tomorrow. He **is not going to wake up** early during the holiday.
Wh-questions	**Wh-word + am / is / are** + S + **going to + V**?	**What are** you **going to do** this summer? **Where are** they **going to travel** next week?

II. GRAMMAR REVISION

❖ **"Will" to talk about predictions in the future** *("Will" dùng để dự đoán tương lai)*

- **Cách dùng**: Dùng để nói về **dự đoán trong tương lai (không chắc chắn 100%).**
- **Dấu hiệu nhận biết:** thường đi với *in the future, tomorrow, next week, next year, …*

	Structure	Example
Positive	S + **will + V (nguyên mẫu)**	It will rain tomorrow.
Negative	S + **will not + V (nguyên mẫu)**	It won't rain tomorrow.

*** Lưu ý:**

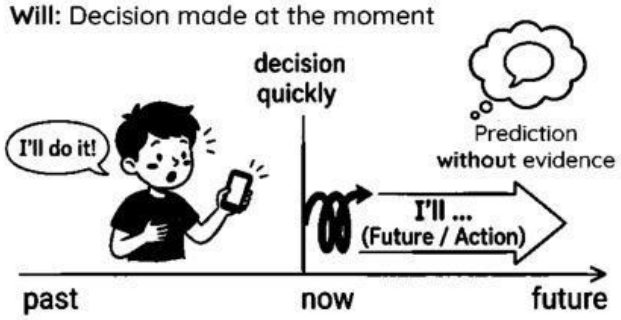

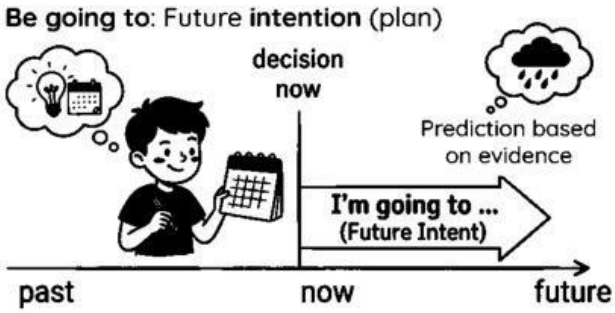

❖ **Comparative & Superlative adjectives** *(So sánh hơn & so sánh nhất)*

- **Short adj** là tính từ có **một âm tiết**. (tall, short, big, small, …)
- **Long adj** là tính từ có từ **2 âm tiết trở lên**. (intelligent, beautiful, expensive, interesting, …)

	Usage	Structure	Example
Comparative	dùng cho 2 đối tượng	S1 + to be + **short adj-er** + than + S2	Bikes are **slower** than cars.
		S1 + to be + **more + long adj** + than + S2	This movie is **more exciting** than that one.
Superlative	dùng cho 3 đối tượng trở lên	S + to be + **the** + **short adj-est** (+ N / in group/ of all...)	She is **the tallest** in class.
		S + to be + **the most** + **long adj** (+ N/ in group/ of all...)	This is **the most beautiful** place.

**Note: S = Subject: chủ ngữ; N = noun: danh từ; adj = adjective: tính từ; V = Verb: động từ;*
S1 = Subject 1 = Chủ ngữ thứ nhất (người/vật được đem ra so sánh);
S2 = Subject 2 = Chủ ngữ thứ hai (người/vật dùng để đối chiếu so sánh);
will not = won't; is not = isn't; are not = aren't.

LIVEWORKSHEETS

III. EXTRA VOCABULARY

No.	Word	Meaning	No.	Word	Meaning
1	**cookery book** (n)	sách dạy nấu ăn	4	**receive** (v)	nhận, nhận được cái gì
2	**unusual** (adj)	khác thường	5	**make sth clear** (phr)	làm cho điều gì rõ ràng
3	**tasty** (adj)	có vị ngon	6	**have no idea** (phr)	không biết

**Note: n = noun: danh từ; v = verb: động từ; phr = phrase: cụm từ; adj = adjective: tính từ; sth = something: cái gì đó.*

B. HOMEWORK

GRAMMAR (18 questions)

I. Con học thuộc nghĩa của từ, chỉnh phát âm theo từ điển và chép mỗi từ ở mục III. EXTRA VOCABULARY (trang 2) 1 dòng vào vở ghi.

II. What's going to happen? Write a sentence with be going to and a verb from the list for pictures 0-5.

be late crash eat make ~~miss~~ not win

0. He is going to miss the bus.

1. They .....
2. He ..... a cake.
3. They .... the race.
4. The dog ..... the sausages.
5. He ..... for work.



III. Complete with COMPARATIVE or SUPERLATIVE adjectives.

0. Sara is shorter than Aidan. ***(short)***

1. Sean is ..... **(tall)**
2. Aidan is ..... Sara. **(tall)**
3. Sara's hair is .....Sean's. **(long)**
4. Sean's hair is ..... **(short)**
5. Aidan is ..... Sara. **(old)**

IV. Circle the correct answers.

0. ..... my old friends when I go to our summer house. It's my only intention. I really miss them.

a. I'm not going to see
b. I'll see
c. I'm going to see

1. I think our school team ..... the other team. They haven't trained enough for the match and our captain has broken his leg.

a. won't beat
b. is going to beat
c. isn't going to beat

LIVEWORKSHEETS

2. Mel: Jane needs help. She can't carry her suitcases.
Joe: OK. I ..... her now.
a. 'll help
b. won't help
c. 'm going to help

3. Tom: Look at those dark clouds! ..... it rain soon?
a. Won't
b. Will
c. Are you going to

4. Look! The car is coming very fast. It ..... the child on the road.
a. 'll hit
b. 's going to hit
c. isn't going to hit

5. Jane: Sarah, ... your friend, today?
Sarah: No, I have no plans of visiting her.
a. won't you visit
b. will you visit
c. are you going to visit

V. Answer the questions about your plans for next week. Use "be going to" in your answers.

0. What are you going to do next Monday after school?
→ *I am going to do my homework and review my English lesson.*

1. What are you going to do next Tuesday evening?
→ .....
2. Who are you going to study with next week?
→ .....
3. Where are you going to go next weekend?
→ .....

CAMBRIDGE READING PRACTICE (12 questions)

I. FLYERS PART 2

Read the conversation and choose the best answer. Write a letter (A–F) for each answer.
William is talking to his grandmother about school. What does William say?

Example

Grandma: *Did you have a good day at school, William?*
William: *B*

Questions

1. **Grandma:** Who did you play with in the break?
William: .....
2. **Grandma:** Which lesson did you enjoy the most?
William: .....
3. **Grandma:** Do you have a piano lesson today too?
William: .....
4. **Grandma:** Have you got to do lots of homework this evening?
William: .....
5. **Grandma:** Are you going on a school trip tomorrow?
William: .....

A Only a bit, just some maths.
B Yes, thanks, it was brilliant. *(Example)*
C I had a game of basketball with three of my friends.
D That's right, every Wednesday after lunch.
E They were all interesting, actually.
F Yes, to the castle. I hope we will have fun there.

LIVEWORKSHEETS

II. KET PART 2

For each question, choose the correct answer.

Cookery books for young people

This week, we look at three books about cooking for young people.

My First Cookbook by Lenard Minnow

Lenard Minnow's last cookery book was a huge success across the world. And now, he has written a cookery book just for children. It has lots of lovely reading activities, so that children can get to know the names of more unusual foods. It explains in an easy-to-read way how to cook and makes it clear that cooking can be a hobby that young and old can really enjoy.

Cooking for Students by Cormac O'Dally

The idea for this book came when Cormac O'Dally's two sons went away to university. They never cooked and had no idea what to do in the kitchen, so Cormac wrote this book to help them. The photo on the cover of the book shows Cormac and his sons laughing and enjoying the food together. Students who use this book won't win prizes for great new food ideas. The meals are very simple, like cheese on toast, but they're easy to prepare and good for you, too.

Everybody Can Cook by Denise Macon

With its 'look-as-you-cook' photos, you can see the author doing everything that you need to do in this wonderful new book. And, as the title says, you'll soon be able to make tasty meals. Many of them come from all four corners of the world. The author received £4,000 when the book was chosen as *Cookbook of the Year* in a competition this year.

	My First Cookbook	**Cooking for Students**	**Everybody Can Cook**
1. Which book won a prize?	A	B	C
2. Which book has healthy recipes?	A	B	C
3. Which book shows that cooking can be fun?	A	B	C
4. Which book has dishes from different countries?	A	B	C
5. Which book teaches words to talk about food?	A	B	C
6. Which book is about food that the writer's family liked?	A	B	C
7. Which book has pictures of someone preparing the food?	A	B	C

LIVEWORKSHEETS