STARLIGHT CHRISTIAN LEARNING CENTER

4th QUARTER SUMMATIVE TEST
MAPEH 1

Name: _____ **Score:**_____

Permit No.:_____ **Date:** _____

1-7. Direction: Shade the circle **(o)** of the correct answer.

1. Which rule will help prevent injury at home?
   - ○ Play with knives ○ Leave toys on the floor ○ Keep toys in proper place
2. Which child is in danger?
   - ○ Tom lining up quietly ○ Ana talking to a stranger ○ Ben sitting in class
3. Which situation may cause injury?
   - ○ Walking slowly on the stairs ○ Playing with scissors ○ Reading a book
4. Kylie Jade wants to climb a high cabinet at home. What is the safe choice?
   - ○ Do not climb and ask for help ○ Climb quickly ○ Jump from it
5. Why is running in the hallway unsafe?
   - ○ You may fall and get hurt ○ You will be happy ○ You will be tall
6. Which place is dangerous to play in?
   - ○ Playground ○ Stairway ○ Classroom
7. Which object can hurt you if you play with it?
   - ○ Ball ○ Knife ○ Pillow

8-14. Direction: Write **SAFE** if the action shows safety during a disaster. Write **UNSAFE** if it shows danger.

_____ 8. Staying under a strong table during an earthquake.

_____ 9. Playing outside while there is a typhoon.

_____ 10. Listening to teachers during evacuation.

_____ 11. Walking in deep flood water.

_____ 12. Covering your nose during a fire.

_____ 13. Standing near a tall cabinet during shaking.

_____ 14. Going to higher ground during flood.

15-19. Look at the pictures in **Column A** and the names in **Column B.** Write the correct letter to match each picture with its correct name.

COLUMN A	**COLUMN B**
_____ 15.	A. Solo

LIVEWORKSHEETS

_____ 16. B. Mirroring

_____ 17. 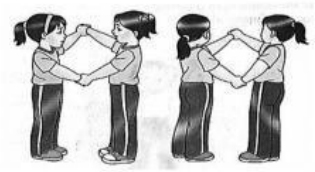 C. Matching

_____ 18. D. Leading and following

_____ 19. E. Meeting and parting

20–22 Direction: Read each situation carefully. Write the letter of the principle of art that should be used to complete or improve the artwork.

_____20. Ana is making a drawing of flowers. She wants the colors and shapes to look pleasing and work well together. Which principle of art should she use?

A. Harmony B. Rhythm C. Balance

_____21. Carlo wants his design to guide the viewer's eyes across the page using repeated lines and patterns. Which principle of art should he apply?

A. Balance B. Rhythm C. Harmony

_____22. Mia's drawing has one big object on the left side. She wants the picture to look steady and not heavy on one side. Which principle of art should she apply?

A. Balance B. Rhythm C. Harmony

23–25 Direction: Read the sentence. Choose the principle of art that is NOT shown.

A. BALANCE	B. RHYTHM	C. HARMONY

_____23. A drawing shows different colors that do not match and look messy together. ` Which principle of art is NOT shown?

_____24. In a picture, many objects are on the left side and nothing is on the right side, so it looks heavy on one side. Which principle of art is NOT shown?

_____25. A student draws a star, a circle, a heart, and a triangle with no repeating pattern. Which principle of art is NOT shown?

26-30 Direction: Read each situation carefully. Box the letter of the correct answer that best describes the type of sound.

26. The teacher asks the class to produce a long sound during a music activity. Which action should the students do?

A. Clap their hands once

B. Hold the note "aaaaa" while singing C. Tap the table quickly

LIVEWORKSHEETS

27. During a game, the teacher says, "Make a short sound." Which action should the student do?

A. Ring a bell for a long time

B. Blow a whistle continuously C. Snap fingers once

28. Carlo wants to show a long sound using an instrument. Which action should he choose?

A. Hit the drum once

B. Shake a rattle quickly C. Blow a whistle and hold the sound

29. The teacher plays three sounds: a whistle "whoooo," a clap "clap!", and a bell "dinggg." Which sound is short?

A. Whistle B. Clap C. Bell

30. Maria hears two sounds: a drum hit and a siren that continues sounding. Which sound lasts longer?

A. Drum hit B. Siren C. Both sounds are equal

31-40 Part II. A. Read each sentence carefully. If the sentence is correct, put a ✔ (check mark) next to it. If the sentence is wrong, cross it out (✕)

_____ 31. You should open the door to strangers.

_____ 32. It is not safe to play with scissors alone.

_____ 33. You should tell a teacher or parent if a stranger bother you.

_____ 34. Running in the hallway is safe.

_____ 35. Climbing high places without help can be dangerous.

_____ 36. You should know your home address and your parents' phone number.

_____ 37. It is safe to touch electrical outlets with wet hands.

_____ 38. You can take candy from strangers.

_____ 39. If you are lost, you can ask a policeman for help.

_____ 40. Leaving toys on the stairs is safe.

41-50 B. Direction: Write the missing word.

distance	**hand**	**strangers**	**bin**	**parents**
face	**address**	**big**	**floor**	**medicine**

41. Keep a safe _____ from other people.

42. It is better to wave than to shake a _____.

43. Never talk to _____.

44. Throw your tissue in the _____.

45. Always ask your _____ before leaving home.

46. Ask your parents before taking _____.

LIVEWORKSHEETS

47. If there is smoke, crawl on the _____.

48. Do not gather in _____ numbers.

49. Always know your home _____ in case of emergency.

50. Do not touch your _____ or mask from the front.

51-60 C. Direction: Read each sentence. Think carefully. Circle LONG or SHORT.

LONG / SHORT 51. A bell rings for a long time.

LONG / SHORT 52. Clapping hands one time.

LONG / SHORT 53. A car horn is pressed and held.

LONG / SHORT 54. Maria hears a sound that lasts while she counts to five.

LONG / SHORT 55. A sound stops right away after it is made.

LONG / SHORT 56. A whistle is blown and the sound continues.

LONG / SHORT 57. A book drops on the floor and the sound stops quickly.

LONG / SHORT 58. A singer holds the note "aaaaaa" in a song.

LONG / SHORT 59. A door slams and the sound ends immediately.

LONG / SHORT 60. A siren keeps sounding for several seconds.

61-65 D. Direction: Read each sentence. Write TRUE if the statement is correct and FALSE if it is wrong.

56. A drum hit one time makes a short sound. _____

57. A whistle that keeps blowing makes a long sound. _____

58. Your fingers one time makes a long sound. _____

59. A ringing alarm that continues sounding makes a long sound. _____

60. A sound that lasts for a long time is called a short sound. _____

61. A sound that ends quickly is called a short sound. _____

62. A singer holding a note for many seconds makes a long sound. _____

63. Tapping the table one time makes a long sound. _____

64. A siren that keeps sounding makes a long sound. _____

65. A sound that lasts for only a moment is called a short sound. _____

LIVEWORKSHEETS

66-71 F. Direction: Match column A with column B. Write the letter of the correct answer.

COLUMN A

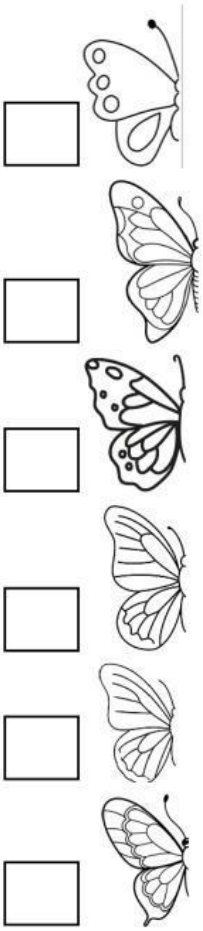

COLUMN B

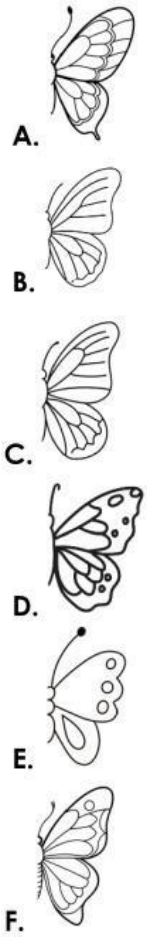

72-78 E. Direction: Color the picture below using the assigned colors in the legend. Follow the colors correctly to show the balance in the artwork.

Legend:

72. Square – Blue
73. Diamond – Yellow
74. Grape – Violet
75. Two Small Circles – Yellow
76. Flower – Pink
77. Star – Orange
78. Heart – Red



LIVEWORKSHEETS

F. Instructions for Students:

1. Stand in a safe space where you have room to move.
2. Listen carefully to your teacher's instructions.
3. Show the following **basic arm positions** in dance:
   First Position
   Second Position
   Third Position
   Fourth Position
   Fifth Position
4. Hold each position for **5 seconds**.
5. Your teacher will check if your arms are in the correct position and if you are standing safely.

Here's the Rubrics on making the score:

Criteria	10 Points	7–9 Points	4–6 Points	1–3 Points	0
Correct Arm Positions	Shows all 5 positions correctly.	Shows most positions correctly.	Shows some positions correctly.	Shows few positions correctly.	Did not show the positions.
Posture & Movement	Stands straight and moves arms neatly.	Mostly good posture and movement.	Posture and movement need practice.	Poor posture and messy movement.	No effort shown.
Confidence & Effort	Very confident and shows great effort.	Confident with good effort.	Some effort but a little shy.	Very shy with little effort.	Refused to present.

SCORE: _____

Prepared By: Teacher Judy and Teacher Kimmy

LIVEWORKSHEETS