Horizontal Bar Graph-
Data Handling

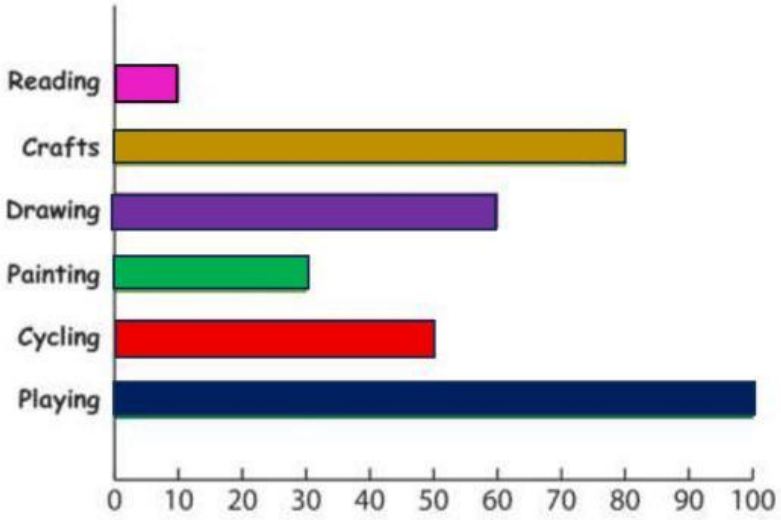

A survey was done to find out which activity is most popular amongst children in a class and here are the findings.

1. Which activity is the most popular? _____

2. Which activity is the leas t popular? _____

3. Which activity is the second most least popular? _____

4. How many children liked Drawing? _____

5. How many children liked Writing? _____

6. Which two activities when combined will have the same number as Crafts?

_____ and _____

7. How many children participated in the survey? _____

LIVEWORKSHEETS

Bar Graph - Gone Fishing

In a camp activity, a group of girls and boys go fishing everyday from Monday through Friday. They made a bar graph to show the number of fish they caught each day. Use the bar graph to answer the questions.

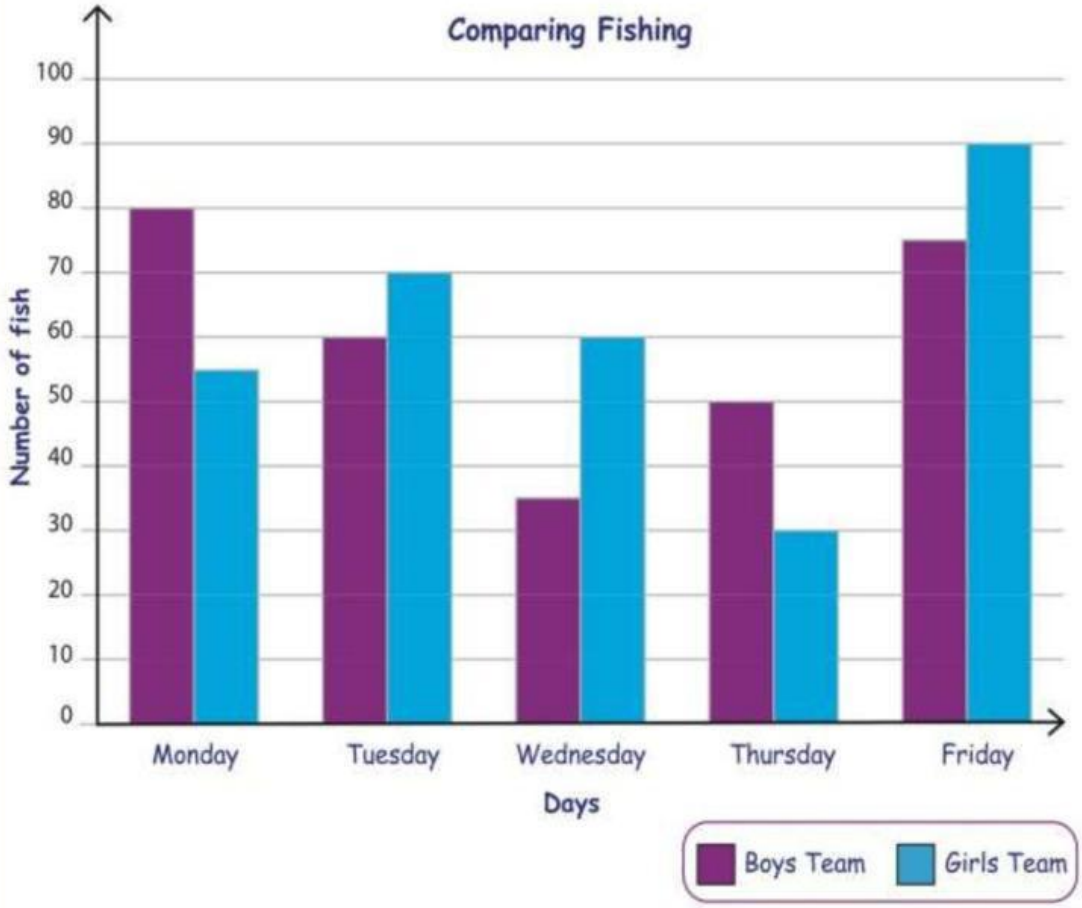

1. How many fish were caught on Tuesday by both teams? _____
2. Write the days on which the boys' team catches more fish than the girls' team. _____
3. Which team caught more fish on Friday? _____
4. How many fish were caught by both teams in all? _____
5. Which team caught fewer fish in all? _____

LIVEWORKSHEETS

READING BAR GRAPHS

Eight teams joined a quiz competition. Their final scores are shown below. Study the graph and answer the questions.

QUIZ POINTS

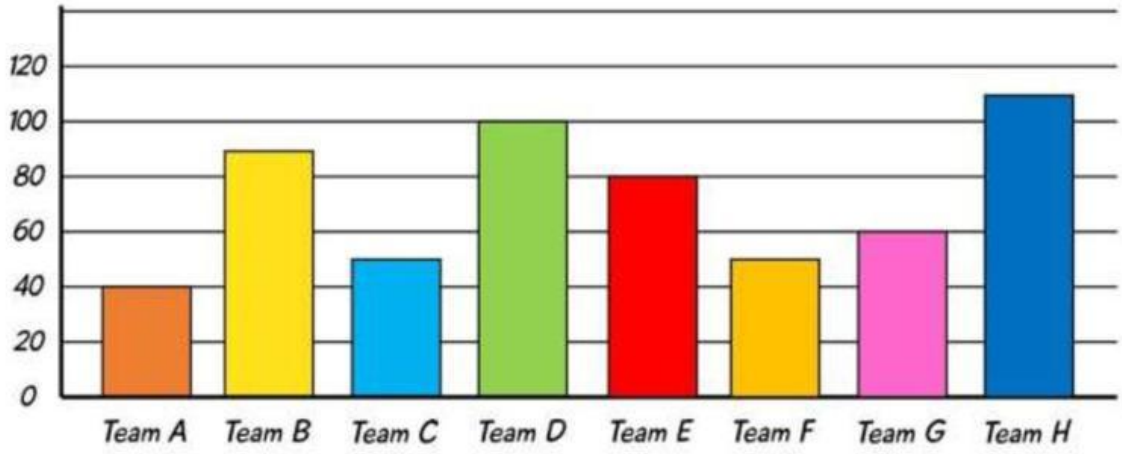

Read the bar graph and answer the questions.

1. Which team won the contest? 1. _____

2. How many points did Team F score? 2. _____

3. How many more points did Team D get than Team G? 3. _____

4. Which teams scored equally? 4. _____

5. What is the difference in the amount of points Team E scored and the amount Team H scored? 5. _____

6. How many teams scored fewer than 100 points? 6. _____

7. What are the average points of the top 3 highest teams? 7. _____

8. List the 5 teams with the most points. 8. _____

LIVEWORKSHEETS

Construct the bar graph based on the data given.

Students collected and recorded the weight of old newspapers for 5 months. Create a double bar graph and answer the questions.

Newspapers' Weight

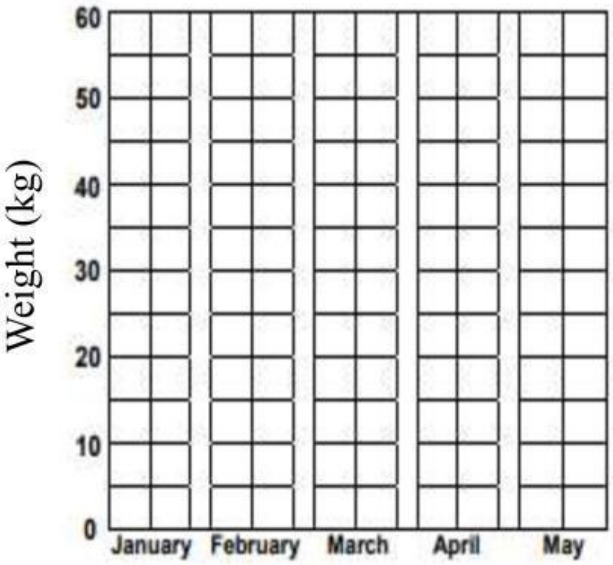

Grade 4 / Grade 5

Month	Weight of newspaper	
	Grade 4	Grade 5
January	20 kg	25 kg
February	30 kg	20 kg
March	25 kg	55 kg
April	40 kg	30 kg
May	35 kg	50 kg

Left ☐ - Grade 4

Right ☐ - Grade 5

1. In which month did grade 4 pupils collect the most newspapers? _____
2. In which month did grade 5 pupils collect the fewest newspapers? _____
3. How many kg of newspapers did the Grade 5 students collect? _____
4. How many months did Grade 5 students collect more newspapers than Grade 4 students? _____
5. Which month has the fewest newspapers collected? _____
6. What is the difference between the total collection of Grades 4 and Grade 5? _____

LIVEWORKSHEETS

Classify the given angles.

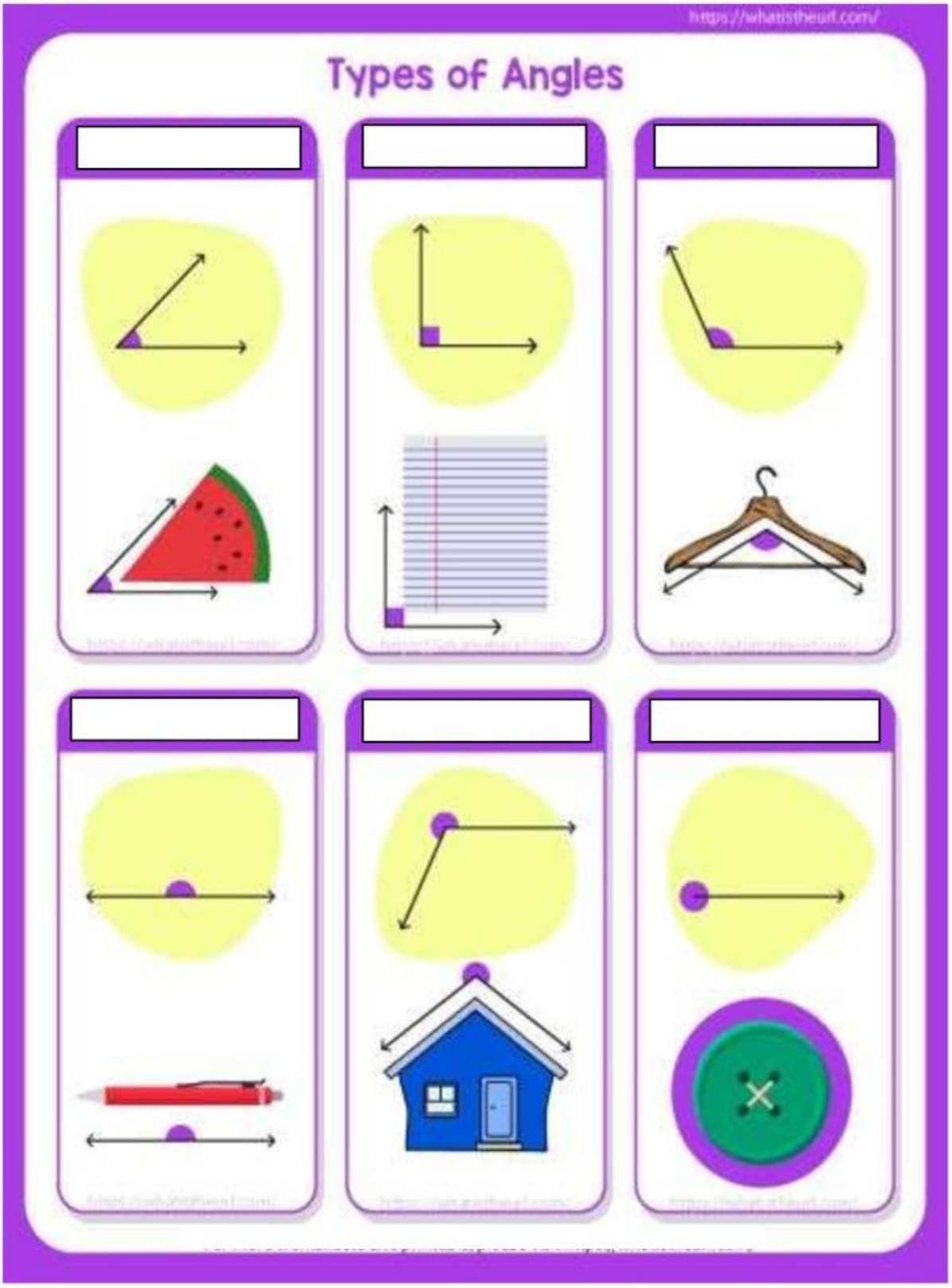

LIVEWORKSHEETS