

Lesson 1

Singular and Plural Nouns

1 Look and Learn



[단수명사와 복수명사] Singular and Plural Nouns

① 단수명사 singular noun는 하나의 사람, 동물, 장소 또는 사물을 나타내며, 복수명사 plural noun는 사람, 동물, 장소 또는 사물이 둘 이상임을 나타낸다.

② 대부분의 명사는 복수형을 만들기 위해 단수형에 <~s>를 붙인다.

a book → books an apple → apples

③ <~s, ~ch, ~sh, ~x>로 끝나는 명사는 단수형에 <~es>를 붙인다.

a bus → buses a watch → watches a dish → dishes a box → boxes

④ <자음 + y>로 끝나는 단어는 <y>를 <i>로 고치고 <~es>를 붙인다.

a baby → babies a city → cities

⑤ <~f/~fe>로 끝나는 명사는 <f/fe>를 <v>로 바꾸고 <~es>를 붙인다.

a leaf → leaves a knife → knives

⑥ 일정한 규칙이 없는 불규칙 명사가 있다.

a man → men a child → children a foot → feet a mouse → mice







2 Look and Practice



A. Read and write.

	Singular	Plural		Singular	Plural
1	fox	foxes	7	baby	
2	city		8	bus	
3	cat		9	knife	
4	leaf		10	mouse	
5	foot		11	melon	
6	toy		12	woman	

B. Look and write.

<p>1</p>  <p><u>two</u> <u>tigers</u></p>	<p>2</p>  <p>_____</p>	<p>3</p>  <p>child</p> <p>_____</p>
<p>4</p>  <p>_____</p>	<p>5</p>  <p>_____</p>	<p>6</p>  <p>_____</p>

C. Choose and write.

~s		~es		~ies	
B	lemons				
~ves			others		



wolf



lemon



man



dish



baby



watch



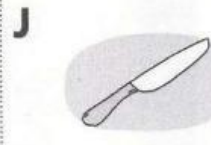
child



puppy



desk



knife

3 Link and Review

A. Correct the underlined word.

- 1 his That is he computer.
- 2 Are they gorillas? No, they are.
- 3 Is it she jacket? Yes, it is.
- 4 What cell phone is that? It's Jack's cell phone.
- 5 Who are they? They are ostriches.

B. Choose and write.

What Who Whose



 chair is it?
It's Sara's chair.



 are they?
They are pandas.



 are they?
They are Tim's friends.

C. Read and write.

	Singular	Plural		Singular	Plural
1	desk	desks	4	watch	
2	city		5	child	
3	thief		6	key	

Unit 2

Nouns

Lesson 2

Count and Noncount Nouns

1 Look and Learn



[셀 수 있는 명사와 셀 수 없는 명사] Count and Noncount Nouns

- ① 명사에는 셀 수 있는 명사 count noun와 셀 수 없는 명사 noncount noun가 있다.
- ② 셀 수 있는 명사 count noun에는 단수형과 복수형이 있다.

a cookie → cookies a bus → buses a leaf → leaves

- ③ 셀 수 없는 명사 noncount noun에는 단수, 복수의 형태가 없으며, <a/an>과 함께 쓸 수 없다.

water cheese juice money bread


2 Look and Practice




A. Choose and write.

truck umbrella soup ✓ baby money leaf


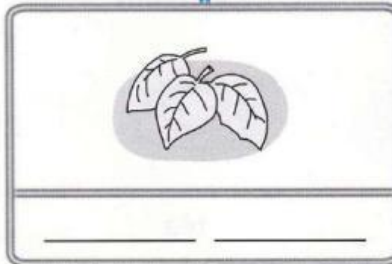


Count Noun - Singular



Count Noun - Plural



Noncount Noun



B. Look and write.

1

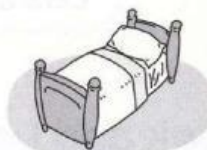


It is a book.

2



3



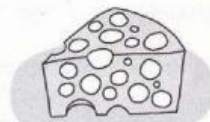
4



5

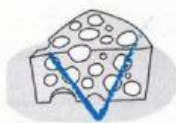


6



C. Read and write.

	Count Noun			Noncount Noun
	Singular	Plural		
1	an ostrich	ostriches	6	cheese
2			7	
3			8	
4			9	
5			10	



cheese



ostrich



ice cream



duck



coffee



juice



cup



tea



ant









melon








3 Link and Review



A. Look and write.

<p>1 </p> <p>What _____ is it? It is a kangaroo.</p>	<p>2 </p> <p>Is it a nest? Yes, _____.</p>	<p>3  Tony</p> <p>_____ milk is it? It is Tony's milk.</p>
<p>4 </p> <p>She _____ a teacher.</p>	<p>5 </p> <p>_____ is she? She is Kevin's sister.</p>	<p>6  I...</p> <p>_____ is my cup.</p>

B. Look, choose and write.

1 	They are <u>apples</u> .
2 	It is _____.
3 	It is _____.
4 	It is _____.
5 	They are _____.
6 	It is _____.
7 	It is _____.

☒ apple

☐ leaf

☐ milk

☐ orange

☐ puppy

☐ tea

☐ water

1 Look and Learn



[a/an/some + 명사] a/an/some + Noun

① <a/an>은 단수명사 앞에 쓰며, '하나의~'를 뜻한다.

a cookie

a lamp

an apple

an umbrella

② <some>은 '몇 개의, 약간의'를 뜻한다. <some> 뒤에는 셀 수 있는 명사의 복수형이나 셀 수 없는 명사가 올 수 있다.

some cookies

some apples

some milk




some homework

③ <some>은 셀 수 있는 명사의 단수형과는 함께 쓸 수 없다.

some cookie (X)

some apple (X)

2 Look and Practice

A. Write **a**, **an** or **some**.1  a child9  milk2  juice10  orange3  bed11  cheese4  egg12  friends5  nuts13  book6  lamp14  homework7  ant15  rabbits8  socks16  umbrella

B. Use the word on the left and complete the sentence.

1	book	We need some <u>books</u> .
2	tea	Can I have some _____?
3	knife	We need some _____.
4	ice cream	We want some _____.
5	bread	I want some _____.
6	box	We need some _____.

C. Look, choose and write.

a an some


ostrich
balloon

lion
hippo

child
bird

tiger
sheep

elephant
alligator




- 1 I see some lions.
- 2 I see _____.
- 3 I see _____.
- 4 I see _____.
- 5 I see _____.
- 6 I see _____.
- 7 I see _____.
- 8 I see _____.
- 9 I see _____.
- 10 I see _____.

3 Link and Review

A. Look and write.


1



What is it?

It is a pencil.

2



What are they?

They are _____.

3



_____ a duck?

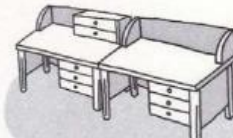
Yes, it is.

4



_____ shoes are they?
They are Tom's shoes.

5



Are they _____?
Yes, they are.

6



Is he your brother?

No, he isn't.

He is _____ brother.

B. Match and write.

1

a

• _____ ox

2

an

• _____ water

3

some

• a tiger

7

a

• _____ apple

8

an

• _____ chairs

9

some

• _____ lamp

4

a

• _____ cheese

5

an

• _____ coat

6

some

• _____ umbrella

10

a

• _____ money

11

an

• _____ jet

12

some

• _____ album

Lesson 4 a/an/the + Noun

1 Look and Learn



[관사 + 명사] a/an/the + Noun

① 관사 article에는 부정관사 <a/an>과 정관사 <the>가 있으며, 관사는 명사 앞에 위치한다.

② 부정관사 <a/an>은 셀 수 있는 명사의 단수형 앞에 쓰며, '하나의~'를 뜻한다.

a chair a bird an umbrella


③ 정관사 <the>는 앞에 말했던 것 specific thing을 다시 말할 때 쓴다.

I see a bird. **The** bird is blue.

④ 세상에 하나밖에 없는 것 one and only 앞에는 <the>를 붙인다.

the sun **the** moon **the** sky

2 Look and Practice



A. Look and write a, an or the.

1




a cat

2



_____ moon

3



_____ elephant

4



_____ map

5



_____ sea

6



_____ ant

7




_____ cup

8



_____ earth

B. Match and write.



He has _____ puppy and
_____ kitten.

We have some _____.
_____ apples are in the basket.

Look at the girl.
She is playing the piano.

She has _____ computer.
_____ computer is on the desk.

I see _____ alligator.
_____ alligator has _____ hat.

C. Read and write *a*, *an* or *the*.

1	I have <u>a</u> hat. <u>The</u> hat is yellow.
2	She has _____ umbrella. _____ umbrella is small.
3	Look at _____ sky. It is gray.
4	There is _____ house. _____ house is big.
5	We see _____ moon. It is round today.
6	He has _____ jacket. _____ jacket is black.
7	Look at _____ clouds. They are white.

3 Link and Review

A. Look and write *a, an, the, or some*.

1



The mouse has some cheese.

2



I see _____ frog.
_____ frog is on the book.

3



I need _____ water.

4



Look at _____ girl.
She has _____ umbrella.

B. Circle the correct answer.

1

_____ are they? They are flags.

- ① Who ② What ③ Whose

2

What is it? It is _____.

- ① a milk ② an milk ③ milk

3

What are they? They are _____.

- ① toy ② toys ③ a toy

4

Whose computer is it? It is _____ computer.

- ① their ② they ③ she

5

Are you a vet? _____. I'm a nurse.

- ① Yes, you are. ② No, I'm not. ③ Yes, she is.