

2

Activity Sheet for Mathematics

Quarter 4

Week

1

GOVERNMENT PROPERTY
NOT FOR SALE

Activity Sheet for Mathematics Grade 2

Quarter 4: Week 1

This material is intended exclusively for the use of teachers in the implementation of the MATATAG K to 10 Curriculum. It aims to assist in delivering the curriculum content, standards, and lesson competencies.

The Department of Education (DepEd), in partnership with the Filipinas Copyright Licensing Society, Inc. (FILCOLS), ensures compliance with Republic Act No. 8047 by developing and licensing learning materials for public schools. FILCOLS, as the government-accredited collective management organization for the text and image sector, administers, licenses, and enforces reproduction rights on behalf of authors, publishers, and other right holders.

Under a non-exclusive license agreement, FILCOLS secures permissions for DepEd to reuse copyrighted works in the creation of educational resources, subject to a token fee. This collaboration is particularly vital when textbooks are damaged or destroyed due to calamities, ensuring that students continue to have access to necessary learning materials.

Only institutions and entities with agreements with FILCOLS are authorized to reproduce these materials. Unauthorized parties must obtain direct permission from the respective copyright holders. For more information, visit www.filcols.org or email filcols@gmail.com.

No part of this material, including its original and borrowed contents, may be reproduced in any form without written permission from the Department of Education.

Every care has been taken to ensure the accuracy of the information provided in this material. For inquiries or feedback, please call the Office of the Director of the Bureau of Learning Resources via telephone numbers (02) 8634-1072 and 8631-6922 or send an email to blr.od@deped.gov.ph.

The Department of Education would like to extend its sincere appreciation and gratitude to the United States Agency for International Development and RTI International through its ABC+ Project and UNICEF for supporting and providing technical assistance in the development of the MATATAG learning resources.

Published by the Department of Education

Secretary: Sonny M. Angara

Undersecretary: Gina O. Gonong

Development Team

Writer:	Melanie C. Unida
Content Reviewer:	Arnel Batalla, Eduardo E. Legantin
Illustrator:	Cyrus T. Festijo
Layout Artist:	Lorraine Anne B. Ang

Management Team

Bureau of Curriculum Development
Bureau of Learning Delivery
Bureau of Learning Resources

Department of Education – Bureau of Learning Resources (DepEd- BLR)

Office Address: Ground Floor, Bonifacio Building, DepEd Complex
Meralco Avenue, Pasig City
Philippines 1600

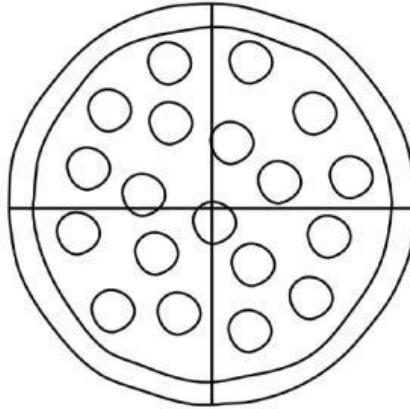
Telefax: (02) 8634-1054; 8634-1072; 8631-4985

ACTIVITY SHEET 1

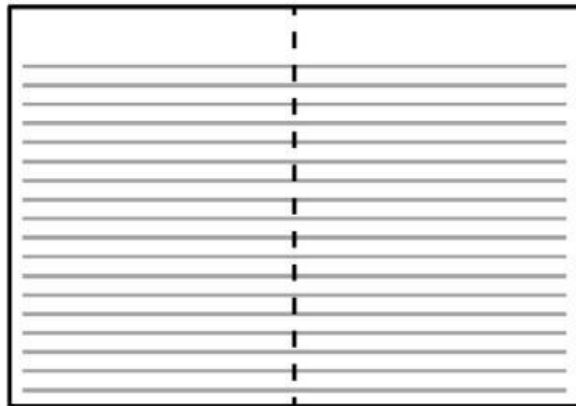
Model Me Using the Given Figure

Represent the given unit fractions by shading the part of whole.

a. $\frac{1}{4}$



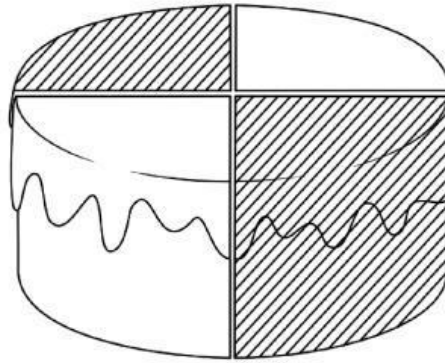
b. $\frac{1}{2}$

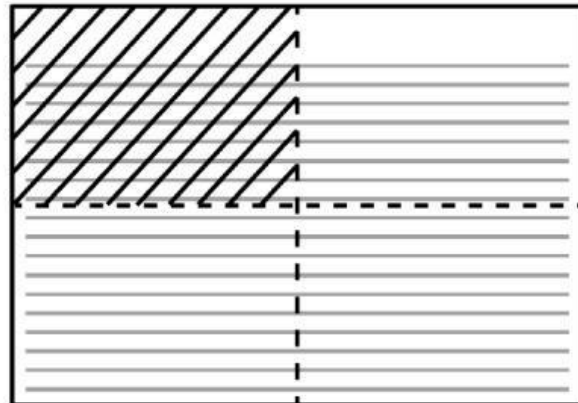


ACTIVITY SHEET 2

Model Me Using the Given Figure

Write the unit fraction represented by the given model.

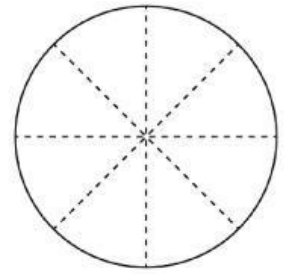
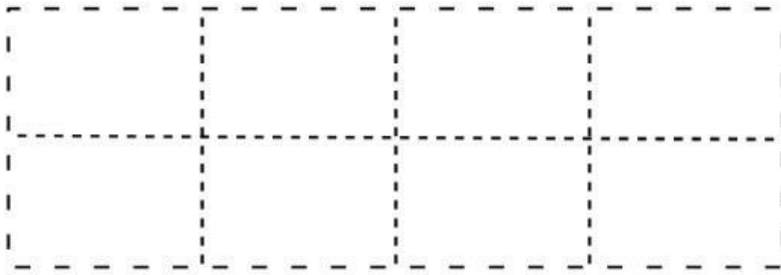




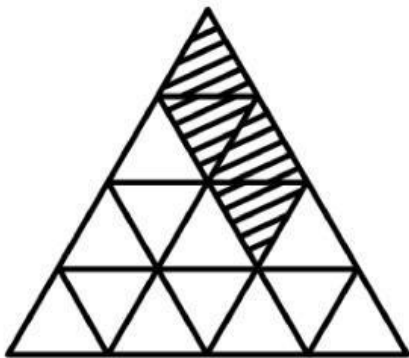
ACTIVITY SHEET 3

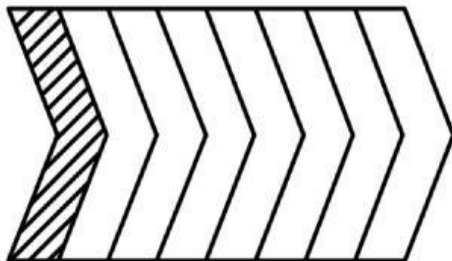
All About $\frac{1}{8}$

- a) Use each figure to model $\frac{1}{8}$



- b) Write $\frac{1}{8}$ on the space provided if the figure represents $\frac{1}{8}$.

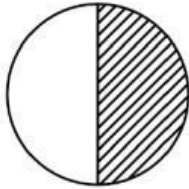


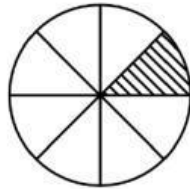


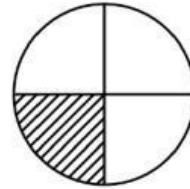
ASSESSMENT 1

Unit Fractions



- a) What fraction is represented by each figure? Write your answer on the space provided.







- b) Sketch a figure or make a model to represent $\frac{1}{2}$, $\frac{1}{4}$ and $\frac{1}{8}$ using the grid.

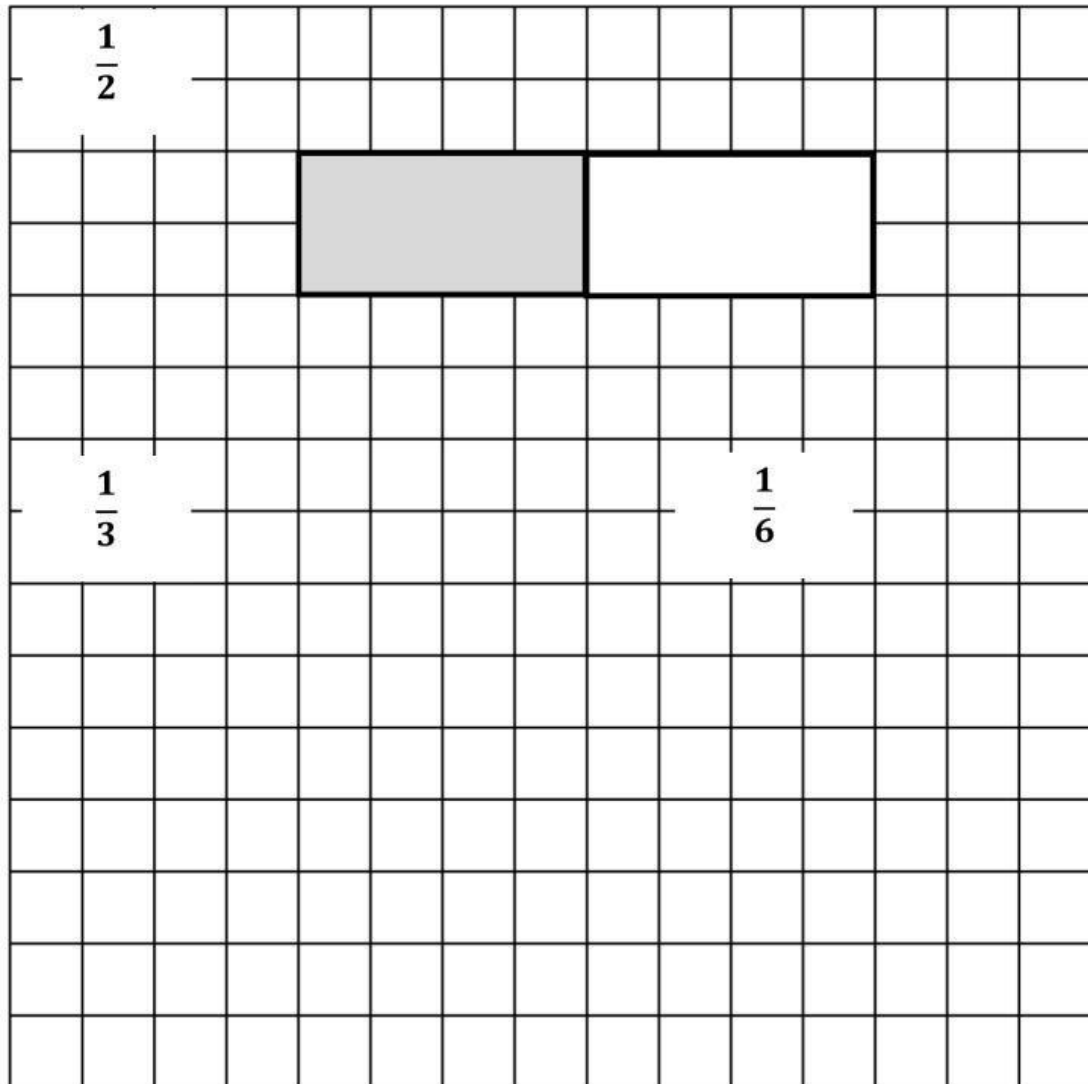


$$\frac{1}{8}$$

ACTIVITY SHEET 4

Sketch Me

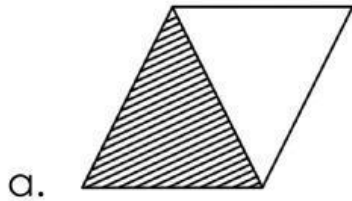
Use the grid below to make a visual model to represent each unit fraction with denominators 3 and 6. A unit fraction with denominator 2 is done as an example.

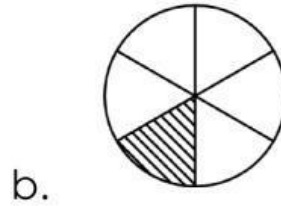


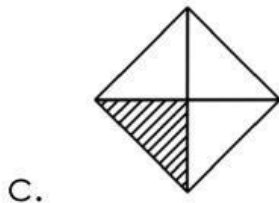
ASSESSMENT 2

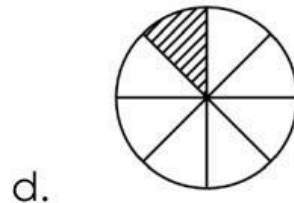
Identify the Unit Fraction


A) Identify the unit fraction represented by each figure and write it on the space provided.

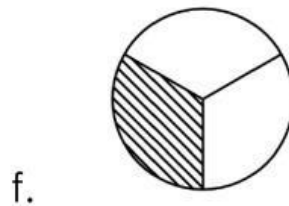












B) Which of these is not a unit fraction? Write the letter.

