


# 11

## What are you wearing?

### Lesson One Words

#### 1 Number the picture.



- 1 skirt
- 2 scarf
- 3 gloves
- 4 jeans
- 5 boots
- 6 shirt

#### 2 Now look and write.


This is      These are

1




These are gloves .

2



This is a \_\_\_\_\_.

3



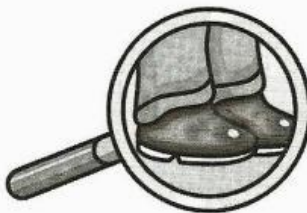
4



5



6



## Lesson Two Grammar

### 1 Write.

skirt scarf gloves jeans boots shirt

1



He's wearing jeans.

2



She's \_\_\_\_\_.

3



4



5



6



### 2 Write.

dress is What I'm T-shirt wearing He's

1



What are you wearing?

2



wearing a \_\_\_\_\_.

3



And Jim?

What \_\_\_\_\_  
he \_\_\_\_\_?

4



wearing a \_\_\_\_\_.




## Lesson Three Words


### 1 Read and draw the times on the clocks.




It's three o'clock.




It's half past two.




It's quarter past eight.



It's quarter to ten.




It's eleven o'clock.




It's half past nine.


### 2 Look at the clocks and write the times.




It's quarter past four.




It's \_\_\_\_\_.




\_\_\_\_\_



\_\_\_\_\_








\_\_\_\_\_



\_\_\_\_\_

## Lesson Four Phonics

### 1 Order the letters.

1 o e h m  home	2 s e o n 	3 o p r e 	4 e n o b 	5 n t s e o 
--------------------------------------------------------------------------------------------------------	------------------------------------------------------------------------------------------------	------------------------------------------------------------------------------------------------	-------------------------------------------------------------------------------------------------	----------------------------------------------------------------------------------------------------

### 2 Write.

nose rope stone bone home



The dog has got my <sup>1</sup> rope .  
The dog is on a <sup>2</sup> \_\_\_\_\_ .  
Hurry up, dog.  
I want to go <sup>3</sup> \_\_\_\_\_ .  
My <sup>4</sup> \_\_\_\_\_ is cold.  
Here is a <sup>5</sup> \_\_\_\_\_ .  
Hurry up, dog.

### 3 Read. Circle the words with o\_e. Underline the words with o.



A dog has got a bone



There is a mop in my home.

### 4 Now write the words in the correct box.

o\_e

bone

\_\_\_\_\_

\_\_\_\_\_

o

\_\_\_\_\_


\_\_\_\_\_

\_\_\_\_\_



## Reading

### 1 Read.



### Where is my friend?

I'm at the station.  
Where is my friend?  
At the front of the train?  
Or is she at the end?

Where is Lucy?  
Is she wearing a skirt?  
Is she wearing her jeans?  
Or wearing a shirt?

Here is my friend.  
She's got a toy cow.  
I say, 'Hello, Lucy',  
And we're both happy now.

### 2 Read again. Circle three clothes words. Underline one toy.

### 3 Read again and circle the correct word. Write.

1 The girl is at the \_\_\_\_\_.

farm station zoo school

2 She can't see her \_\_\_\_\_.

aunt mum friend sister

3 Her friend's name is \_\_\_\_\_.

Katie Sally Milly Lucy

4 Lucy is on the \_\_\_\_\_.

swings bus train slide

5 Her friend has got a toy \_\_\_\_\_.

goat teddy rabbit cow

6 Lucy and her friend are \_\_\_\_\_.

sad happy angry scared

## Writing

### 1 Look and write.

to past

1



It's quarter to seven.

2



It's quarter \_\_\_\_\_ three.

3



It's quarter \_\_\_\_\_ nine.

4



It's quarter \_\_\_\_\_ eleven.

5



It's quarter \_\_\_\_\_ four.

6




It's quarter \_\_\_\_\_ two.

## About me!

### 2 Look and circle the clothes you are wearing now. Write the colours.

skirt _____	trousers _____	shirt _____	T-shirt _____
shoes _____	boots _____	jeans _____	socks _____
scarf _____	shorts _____	dress _____	hat _____

### 3 Draw and write about the clothes you are wearing.



I'm wearing a blue shirt.

I'm wearing \_\_\_\_\_.

I'm \_\_\_\_\_.

\_\_\_\_\_

\_\_\_\_\_

\_\_\_\_\_