

# PROJECT WORKSHEET OF REPORT TEXT

Group:

Date:

Member group names:

Class:



## • Learning Objectives:

- Determine the topic of the scenario and gather factual information from relevant sources according to the selected topic.
- Identify the social purpose, text structure (general classification and description), and linguistic features of the report text correctly.
- Compile a draft report text based on the results of the identification from the group mind mapping stage.
- Provide and receive feedback (peer review) on the draft report text to improve the content and structure of the text.
- Demonstrate cooperation, responsibility, and active participation in group discussions.

## A. Topic

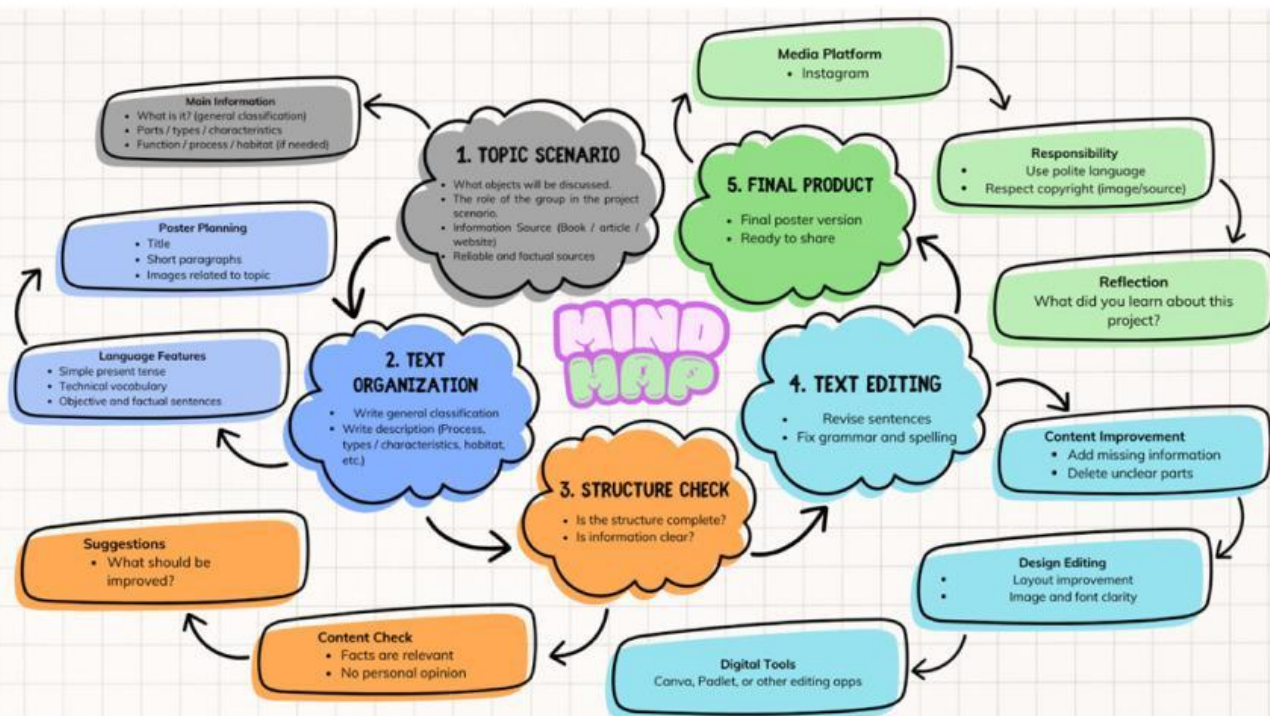
Choose a theme and topic you want to be a report text.

Group	Topic	Scenario	Example topic
1.	Rare Animal	Your group will act as a team of animal researchers tasked with creating a simple scientific report on rare animals. The information presented must be based on facts from reliable sources.	Komodo dragon, Orangutan, Sumatran tiger, Sea turtle, etc.
2.	Natural Phenomena	Your group acts as a natural disaster education team that explains natural phenomena scientifically so that they are easy for the community to understand.	Volcanoes, Earthquakes, Landslides, Tsunamis, Floods, etc.
3.	Rare Plants	Your group will act as botanical researchers who report scientific facts about rare plants to other students.	Rafflesia, Venus Flytrap, Cactus, Bamboo, etc.
4.	The Human Body	Your group will act as a health team that creates a factual report about parts of the human body.	Heart, Lungs, Brain, Digestive System, etc.
5.	Technology in everyday life	Your group acts as a technology team that develops and explains a technology objectively and factually.	Handphone, Internet, Artificial Intelligence, Media social, etc.
6.	Natural foods and beverages	Your group acts as a food education team that explains natural foods or beverages scientifically.	Honey, Milk, Rice, Coffee Beans, Tea Leaves, etc.



# Mind Map

This is the main project that the group will work on. All ideas, information, and poster designs must lead to the creation of a factual and objective report text.



## B. Drafting

Write a draft for each topic, based on the structure and the language features.

The topic you choose: \_\_\_\_\_

- General Classification


Write a general introduction about the object.

Add your answer here:



- Description:  
Write points to be Explained

Add your answer here:








### C. Peer-Review

Write down the groups and revision notes you received from other groups.

Group giving assessment: \_\_\_\_\_

Aspects	Write down the feedback you received
Structure	General Classification: _____ _____ _____ _____ _____
	Description: _____ _____ _____ _____ _____ _____ _____ _____ _____
Language	Present tense: _____ _____ _____
	General noun: _____ _____ _____
	Technical terms: _____ _____ _____





# FINAL PROJECT WORKSHEET OF REPORT TEXT

Group:

Date:

Member group names:

Class:

Topic:



## • Learning Objectives:

- Presenting project report text results in the form of posters and presentations clearly and coherently.
- Publishing digital report text posters through social media or digital media such as Instagram responsibly
- Demonstrating individual understanding of report text material through digital-based post-tests (Kahoot).
- Reflecting on learning experiences and the project work process as material for further learning improvement.

## A. Project Revision Checklist

Check (✓) the checklist below if everything is correct.

NO	Checklist	Check
1.	Information written according to the topic	
2.	Complete structure (General Classification & Description)	
3.	Information has been corrected according to feedback	
4.	Images are appropriate and support the text content	
5.	Layout is neat and easy to read	

## B. Publish the Project

Submit your proof of publication via upload link:

- Username of your Instagram:

- Link:





### C. Post-Test Results

Write down your score on the Kahoot post-test that you have completed.

### Reflection:

1). What is the most important thing you learned about report texts?

Add your answer here:

2) Describe the most challenging part of the project for you

Add your answer here:

3). Did the use of digital media help you in your learning? Why or why not?

Add your answer here:

