



ASKING FOR DIRECTIONS



Scan to review worksheet

Expemo code:
1HHL-J1LE-5BB



1

Vocabulary

Write the words below each picture.

a bus stop

a cinema (UK)/a movie theatre (US)

a shopping centre (UK)/mall (US)

a town square

a car park (UK)/a parking lot (US)

a mosque

a supermarket

a train station

a church

a museum

a theatre

traffic lights



1. _____



2. _____



3. _____



4. _____



5. _____



6. _____



7. _____



8. _____



9. _____



10. _____



11. _____



12. _____

What is there in your town? Make sentences with 'There is/are/isn't/aren't ...'



2

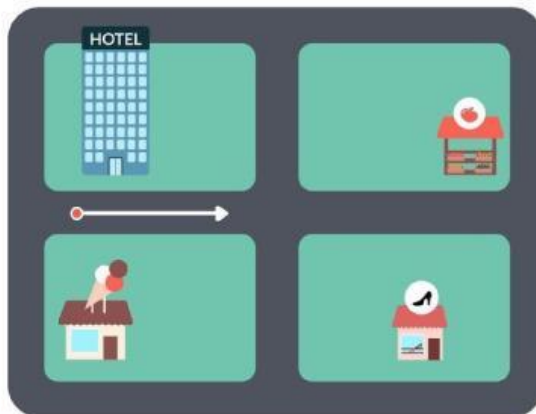
Directions

Match the words and pictures. In pairs, cover the words and test your partner.

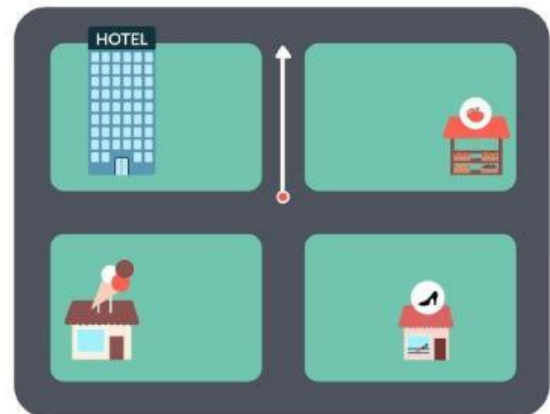
at the traffic lights
on the corner

go past the hotel
turn left

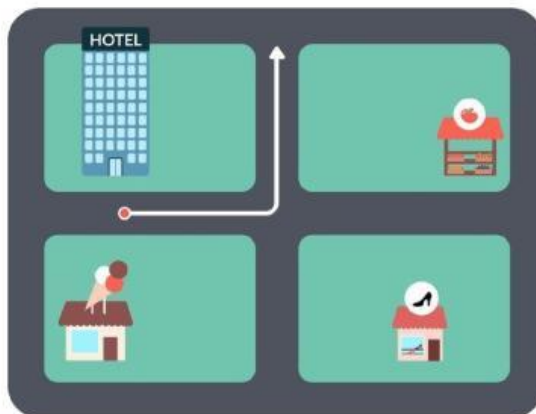
go straight on
turn right



1. _____



2. _____



3. _____



4. _____



5. _____



6. _____



3

Listening

Claire is in a new town. She is lost, and her phone is out of battery. Listen to the dialogues and write 'museum', 'bank' and 'supermarket' on the map or next to the letters below. Claire's starting position on each map is marked with a person.





ASKING FOR DIRECTIONS

Audio



- a. _____
b. _____
c. _____

Video 1



Now listen to the dialogues again or watch the videos to check your answers.

4

Asking for directions

Listen again and complete the dialogues below.



Dialogue:

-1-

Claire:

Excuse me. Is there a bank _____^{1?}

Passer-by:

Yes. There's a bank on the corner.

Claire:

Thank you.

Passer-by:

You're welcome.

Dialogue:

-2-

Claire:

Excuse me. Is there a supermarket _____^{2?}

Passer-by:

Yes. It's on Chapel Street.

Claire:

How do I get there?

Passer-by:

Go _____³. Go past the cinema. Turn left at the traffic lights. It's _____⁴.

Dialogue:

-3-

Claire:

Excuse me, I'm looking for the museum.

Passer-by:

Go straight ahead and _____⁵ at the end of this street. It's on the right.

Claire:

Is it far?

Passer-by:

No, it's near. About 5 minutes on foot.

Claire:

Thank you.

Dialogue:

-4-

Claire:

Excuse me, can you tell me the way to the town square?

Passer-by:

I'm sorry, I'm not _____⁶.



5

Role play

In pairs, practise asking for and giving directions. Use the map below. Student A: ask for the hotel and cafe. Student B: ask for the car park and post office.

Student A: ask for the hotel and cafe.

Student B: ask for the car park and post office.





Transcripts

3. Listening

Dialogue: -1-

Claire: Excuse me. Is there a bank near here?

Passer-by: Yes. There's a bank on the corner.

Claire: Thank you.

Passer-by: You're welcome.

Dialogue: -2-

Claire: Excuse me. Is there a supermarket near here?

Passer-by: Yes. It's on Chapel Street.

Claire: How do I get there?

Passer-by: Go straight on. Go past the cinema. Turn left at the traffic lights. It's on the left.

Dialogue: -3-

Claire: Excuse me, I'm looking for the museum.

Passer-by: Go straight ahead and turn right at the end of this street. It's on the right.

Claire: Is it far?

Passer-by: No, it's near. About 5 minutes on foot.

Claire: Thank you.

Dialogue: -4-

Claire: Excuse me, can you tell me the way to the town square?

Passer-by: I'm sorry, I'm not from here.



Key

1. Vocabulary

10 mins.

Students can work alone and check in pairs. For UK/US terms, you can focus on the terms that are appropriate for your students. Go through the answers with the class and model pronunciation. This is a good opportunity for students to practise the structure 'there is' / 'there are'. Make sure students also talk about what they don't have in their town, e.g. 'there isn't a mosque'/'there aren't any mosques'.

- | | | |
|-------------------|--|-------------------------------------|
| 1. a bus stop | 2. a car park (UK)/a parking lot (US) | 3. a church |
| 4. a museum | 5. a train station | 6. a shopping centre (UK)/mall (US) |
| 7. traffic lights | 8. a town square | 9. a mosque |
| 10. a supermarket | 11. a cinema (UK)/a movie theatre (US) | 12. a theatre |

2. Directions

5 mins.

Students match the pictures to the provided directions. Circulate and help as needed.

- | | | |
|----------------------|-------------------|--------------------------|
| 1. go past the hotel | 2. go straight on | 3. turn left |
| 4. on the corner | 5. turn right | 6. at the traffic lights |

3. Listening

10 mins.

Play the audio file or use your mobile device to scan the QR code. Play the dialogues as many times as is necessary. Students can work alone and check in pairs. Play the animated videos included in this lesson plan so that students can check their answers.

- | | | |
|-----------|---------|----------------|
| a. museum | b. bank | c. supermarket |
|-----------|---------|----------------|

4. Asking for directions

5 mins.

Play the dialogues again. Students can work alone and check in pairs. Go through the dialogue line by line. Highlight the questions typically used to ask for directions, e.g. 'Is there a ... near here?', 'How do I get there?', 'Excuse me, I'm looking for ...', 'Can you tell me the way to ...?' Point out other expressions used in the dialogue, e.g. 'on the left/right' and 'I'm not from here'.

- | | | |
|----------------|---------------|----------------|
| 1. near here | 2. near here | 3. straight on |
| 4. on the left | 5. turn right | 6. from here |

5. Role play

10 mins.



Students work with a partner, taking turns to ask for directions. Give them time to find the places on the map and think about how to ask for directions. Encourage them to use a variety of questions/expressions. You can demonstrate the activity by asking a strong student the way to the hotel.

