

Name: .....


Class: .....

Listening	Reading & Writing	Comments

## READING & WRITING

**Part 1:** Look and read. Put a tick (✓) or a cross (✗) in the box.  
There are two examples.

### Examples




This is a camera.



These are trains.



### Questions



1. This is a leg.





2. She is a nurse.

☐

3. He is cold.

☐

4. This is a restaurant.

☐

5. This is salad.

☐

**Part 2:** Look and read. Write Yes or No.



**Examples**

0 There are two trees.

Yes

The sun is red.


No

**Questions**

1. There are three students. ....
2. There is one bird. ....
3. The girls are reading books. ....
4. The backpack is brown. ....
5. The boys is running. ....

**Part 3:** Look at the pictures. Look at the letters. Write the words.

0



e	h	c	e	s	e
c	h	e	e	s	e

1



s	s	e	d	r

2



u	o	s	p

3




o	h	e	m

4



o	c	k	o


5



a	p	c	h	e



**Part 4:** Look, read and write..



0. Lisa is taking a photo.
1. Jim is reading a book.
2. Anna is eating grapes.
3. Nick is playing the guitar.
4. Sue is painting a picture.
5. Lucas is flying a kite.

## LISTENING

Part 1: Listen and circle the correct picture.

1.



A



B



C

2.



A



B



C

3.



A



B




C


4.



A



B



C

**Part 2:** Listen and color the correct picture.

