

Grade:

Listen, drag and drop the notes from the options given:

1. $\frac{4}{4}$ _____

9

2. $\frac{4}{4}$ _____

3. $\frac{4}{4}$ _____

Match the melody with the sound

7

9

The first measure of the exercise is written on a single five-line staff. It contains five notes: a quarter note on the first line (F4), a quarter note on the second line (G4), a quarter note on the second space (A4), a quarter note on the third line (B4), and a quarter note on the third space (C5). The notes are all beamed together.

7

7

Write the melodic dictation on the web page for free notation. Once you have finished, save the file as a PDF and upload it to Classroom. If you can not enter the Web page, write it on paper and upload it to Classroom:






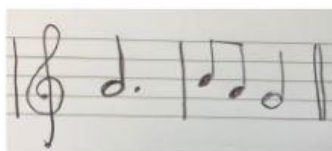

Dictation:

The web page for free notation:

[Click Here](#)

Time Signatures

Drag the musical excerpts into the column with the correct time signature




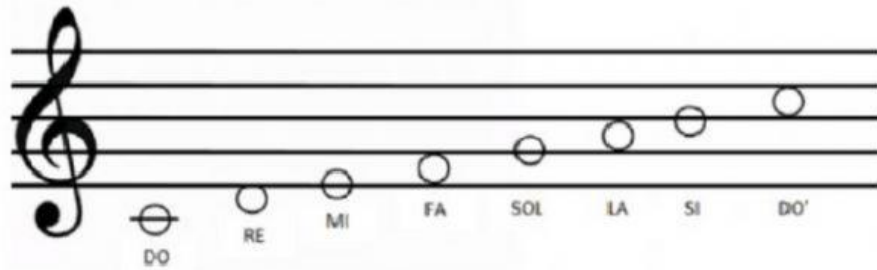
2/4 time

3/4 time

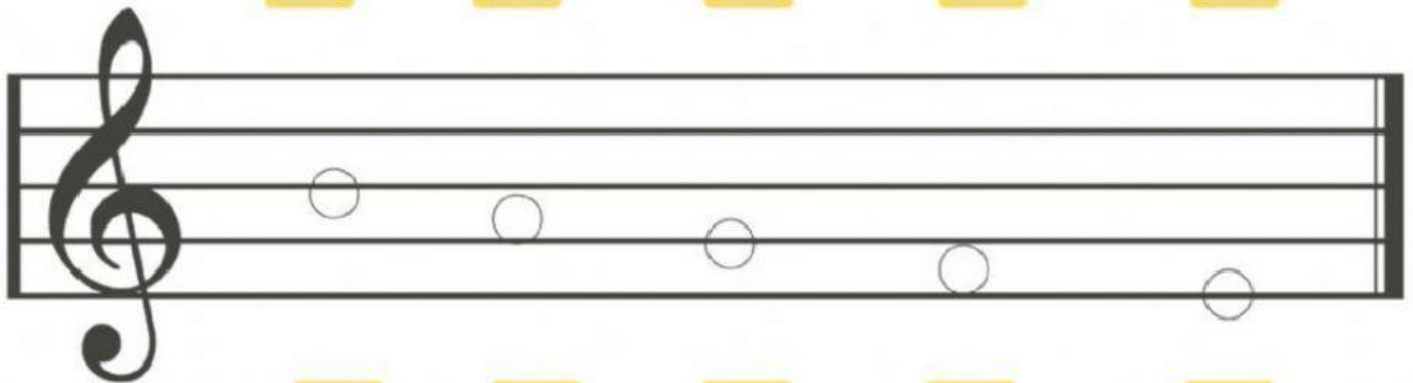
4/4 time

C Scale


Write the name of each note using letters: A B C



Five yellow square boxes for writing the letter names of the notes on the staff above.



Five yellow square boxes for writing the letter names of the notes on the staff above.



Five yellow square boxes for writing the letter names of the notes on the staff above.

Major Scales


Answer the next questions:

1. What is an interval:

2. What is the Major Scale's pattern of intervals:

- a. **WWWHWWH** c. **WHWHWHW**
b. **WWHWWWH** d. **WWHWHWH**

3. Join the Key signature with the correct image:



D MAJOR



C MAJOR



G MAJOR

4. Write a composition of 8 measures. Time: 3/4.

Key signature: G major (Use only the notes of the chord.)

(If you can not enter the Web page, write it on paper and upload it to Classroom)

The web page for free notation:

[Click Here](#)