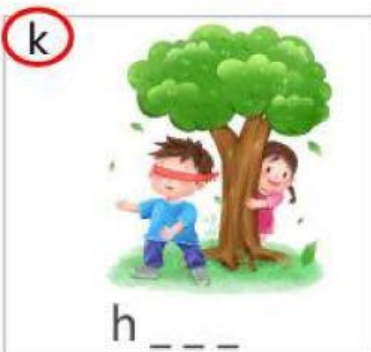
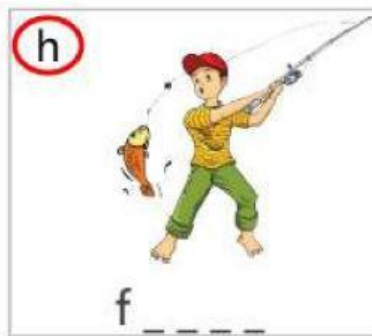




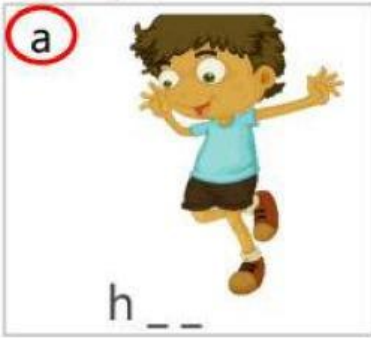




Unit 1: At the park.





2. Change the words into *V-ing*.



- | | |
|-------------------------|----------------|
| 1. Run → <i>running</i> | 9. Drive |
| 2. Cook | 10. Hit |
| 3. Ride | 11. Swim |
| 4. Sleep | 12. Sing |
| 5. Dance | 13. Read |
| 6. Play | 14. Jump |
| 7. Fly | 15. Make |
| 8. Climb | 16. Cook |



3. Read and write "*am, is or are*".



- | | |
|----------------------------|----------------------------------|
| 1. Shecooking. | 11. Ellareading. |
| 2. Yourunning. | 12. Youdancing. |
| 3. Weriding. | 13. Icutting some paper. |
| 4. Theyswimming. | 14. My mother.....drawing. |
| 5. My parents.....working. | 15. My father.....driving a car. |
| 6. Iwatching. | 16. Theywalking. |
| 7. Hemaking. | 17. Welearning English. |
| 8. Itsitting. | 18. The cat.....chasing. |
| 9. The birdsinging. | 19. Theyplaying football. |
| 10. Lisawriting. | 20. Youhitting. |






10. Read and correct.

1. He are swimming. *He is swimming.*
2. They are danceing.
3. We is building a sandcastle.
4. I cutting am some paper.
5. He is fly a kite.
6. You is watching TV.



11. Look, read and write Yes or No.



Examples

- There is a cake on the table.*yes*.....
- The mouse is under the chair.*no*.....

Questions

- 1 The boy is sitting at the table.
- 2 There is an elephant in the cupboard.
- 3 The boy is wearing a blue shirt.
- 4 The girl is playing the piano.
- 5 The lamp is between the cupboard and the picture.



17. Look and write.

1



2



3



4



5



6



7



8



1. He is good at.....

2. She is not good at.....

3. He.....

4. He.....

5. He.....

6. She.....

7. He.....

8. She.....