


1 Look and write the numbers next to the words.



shelf

3

pillow

some toys

a lot of books

cabinet

blanket

rug

2 Look at the picture again. Draw lines and make sentences.

There's

books

on the shelf.

There are some

a blanket

in the cabinet.

There are a lot of

toys

on the bed.

a pillow

on the floor.

a rug

1 Look and write the words.

eleven twelve thirteen fourteen ~~sixteen~~
seventeen nineteen twenty

16

sixteen

11

19

12

13

20

14

17

2 Listen and draw these things in the picture.  37

pillow




book



pencils



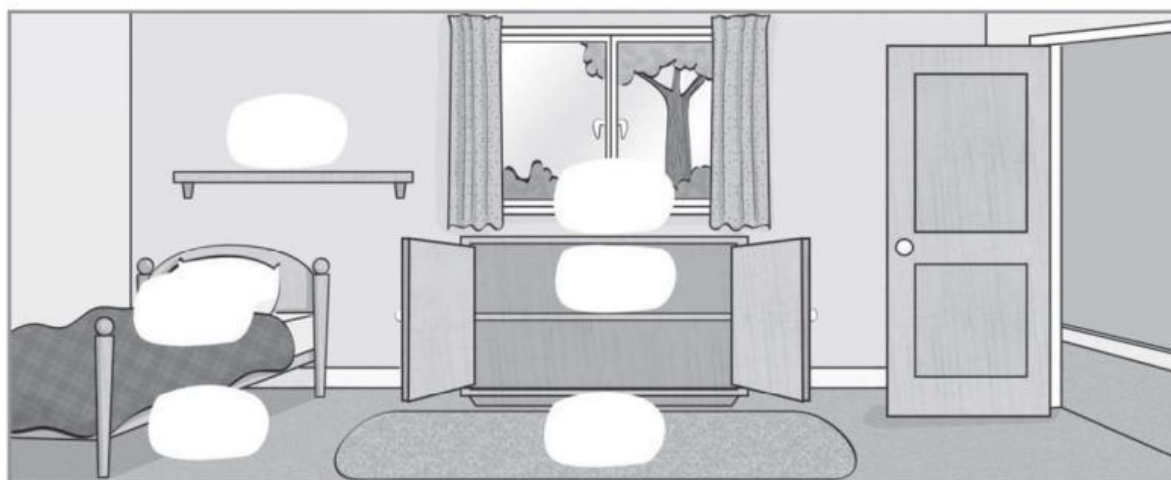
car



train



teddy bear



1 Listen and read. Then act.  38

2 Look at the story and read the questions. Write one-word answers.

1 What's under the bed?

a a kite

2 What's on the bed?

some _____

3 What's in the cabinet?

a lot of _____

4 What's under the rug?

her _____

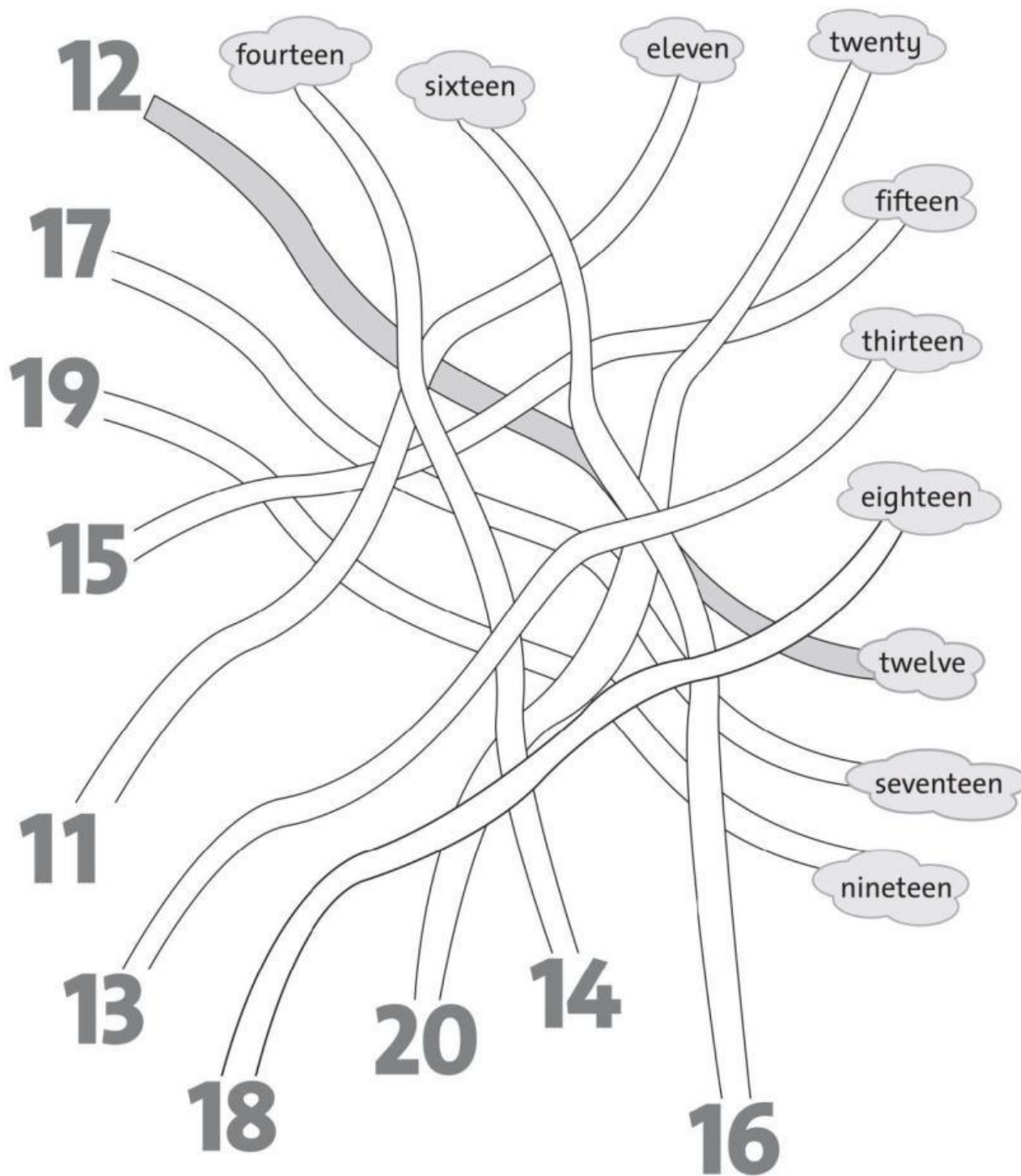
3 Write about your bedroom.

There's a _____ and a _____. There are some _____.

There are a lot of _____.

HC English - Ms. Cúc – 039 350 3980

Colour the lines from the pictures to the words.



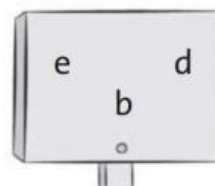
Reading & Writing, Part 3

Look at the pictures. Look at the letters. Write the words. There is one example.

Example

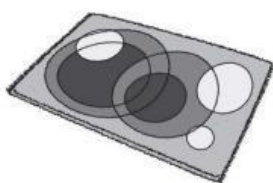


b e d



Questions

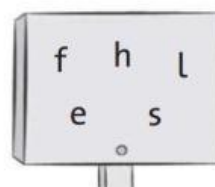
1






2





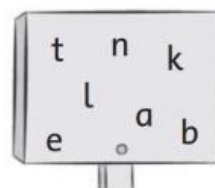
3





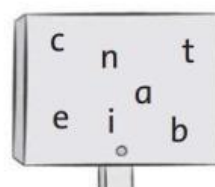
4





5





Listening, Part 1

Listen and draw lines. There is one example.  39

