Unit 3 Colors

Exercise 1: Look and write the missing letters.

r [ ] d

b l [ ] [ ]

[ ] [ ] l l o w

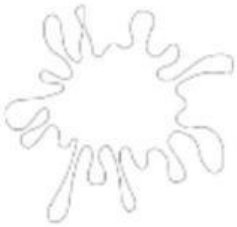

w h [ ] t [ ]

[ ] [ ] n k

g [ ] e [ ] n

Exercise 2 : Find and circle the colors.

P	Y	G	P	O	V
I	E	R	V	U	H
N	L	E	E	Y	B
K	L	E	P	D	L
Z	O	N	L	R	U
S	W	H	I	T	E

Yellow

Red

Green

Blue

Pink

White

LIVEWORKSHEETS

Exercise 3: Unscramble the color words.

i k
n p

u
e b
l

e r
d

r
e g e
n



w y
l e l o



w e
h i
t

Exercise 4 : Look, read and match.

.

.

.

It's a white door.

It's a yellow flower.

It's a blue cap.

It's a pink bag.

It's a green book.

It's a red apple.

.

.

.

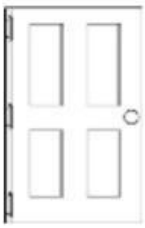

LIVEWORKSHEETS

Unit 4 My body

Exercise 1: Look and write.

head – leg – arm - nose

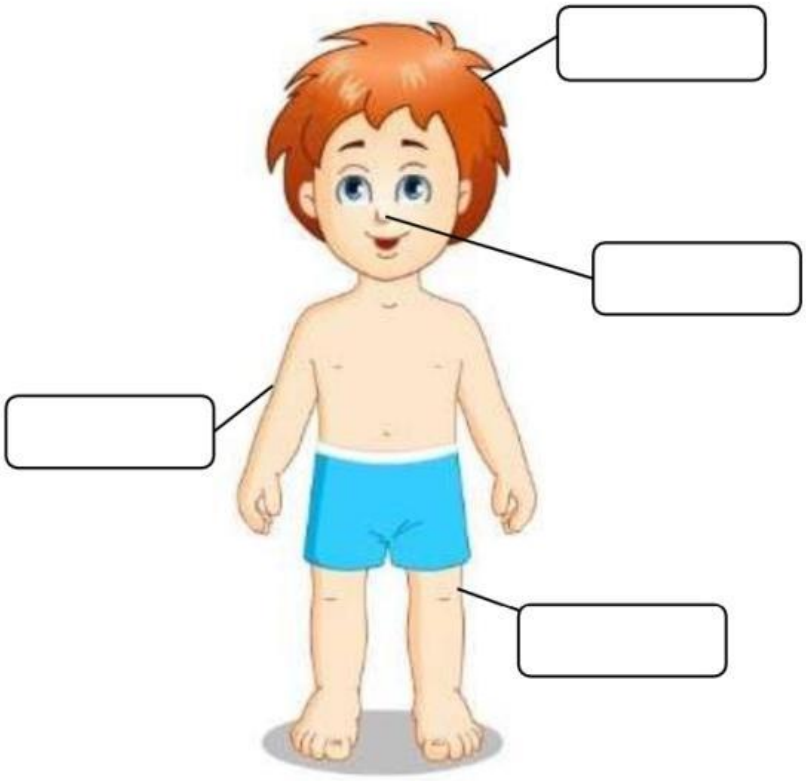

Exercise 2 : Look and write the missing letters.

l [ ] g

[ ] r m

h [ ] [ ] d

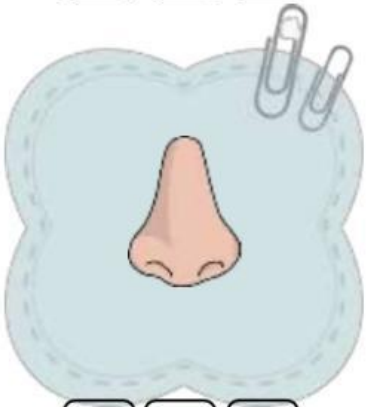

[ ] [ ] s e

LIVEWORKSHEETS

Exercise 5: Look and put a tick (✓)or cross(✗) .

a) This is my leg.

b)This is my arm.

c)This is my nose.

d)This is my head

Exercise 6 : Look and write.

head – arm – nose - leg



Touch your …….



Touch your …….



Touch your …….

Touch your …….

LIVEWORKSHEETS

Exercise 7 : Write the odd one out.

1

leg | head | nose | bag | ____

2

apple | bag | book | pencil | ____

3

mother | cap | father | sister | ____

Exercise 8 : Look, read and match.

This is my food.

I can see an ant.

This is my cap.

This is a door.

This is my bag.

I have an elephant.

LIVEWORKSHEETS