


**Subject : English**

**Grade : XI Senior High School**

**Topic : Procedure Text**

**Name:.....**

**Class:.....**



**SMA AL AZHAR SYIFA BUDI  
PEKANBARU II**

# Learning Objectives:

1. Students can comprehend a procedure text played in audio by arranging scrambled sentences.
2. Students can retell a procedure text they have listened to using their own words.
3. Students can identify the social function, generic structure, and language features of a procedure text.
4. Students can write a procedure text.

# Listen to the audio below!

[https://youtu.be/PpNv9uL-Yy4?si=Fnm6S2zJk\\_rtoNjs](https://youtu.be/PpNv9uL-Yy4?si=Fnm6S2zJk_rtoNjs)



# Pre-activity

<https://create.kahoot.it/details/teks-procedure/54ba7fc6-2259-4cf8-a6b8-6a6b746153b7>



# EXERCISE TIME !




Al-Azhar Syifa Budi  
Pekanbaru






# EXERCISES



## Part 1 Listening Comprehension

Title: Parking in Venesia University

1. Listen carefully to the audio about Parking in Venesia University.
2. Read the scrambled sentences below:
  - A. No car, motorbike or motorized bicycle are allowed in the  
☐ bicycle parking space.
  - B. The dormitory manager shall not be responsible or liable for theft, damage or other  
☐ loss of bicycle.
  - C. A resident shall always park his or her bicycle, lock it, and take sufficient care  
against theft.
  - D. Each resident may park one bicycle.  
☐
  - E. A resident who uses the bicycle parking space should affix the special sticker of a  
☐ dormitory on his or her bicycle.
  - F. The resident of Venesia University may use the bicycle parking space by  
☐ following the rules specific below.
3. Rearrange the sentences into the correct order according to the audio (Arrange only by writing the letter, e.g: A-B-C-D)
4. Write the final script clearly and neatly.
5. Check your answers by listening to the audio one more time.



## Part 2 Speaking

### Instruction:

Listen carefully to the procedure text in the audio. After listening, work in pairs and retell the procedure text using your own words. Do not read the script. Try to explain it step by step as clearly as possible.

### Guidelines for Retelling:

1. Start by mentioning the title or goal of the procedure.
2. Tell the ingredients or materials needed.
3. Explain the steps in order, using sequence words (first, then, next, after that, finally).
4. Speak clearly and confidently.
5. Each student should take turns in speaking.



### Part 3 – Reading Comprehension



Complete the sentences with the correct words based on the text below:

#### How to Make Banana Milkshake

##### Ingredients:

- 1 ripe banana
- 1 glass of milk
- 2 tablespoons of sugar
- Some ice cubes


##### Steps:

1. First, peel the banana and cut it into small pieces.
2. Second, put the banana pieces into the blender.
3. Third, add milk, sugar, and ice cubes.
4. Next, blend all the ingredients until smooth.
5. Then, pour the banana milkshake into a glass.
6. Finally, serve and enjoy your fresh banana milkshake!

1. The goal of the text above is \_\_\_\_\_.
2. Two main ingredients to make banana milkshake are \_\_\_\_\_.
3. The word 'it' in 'Peel the banana and cut it into small pieces' refers to \_\_\_\_\_.
4. The last step before you drink banana milkshake is \_\_\_\_\_.
5. The synonym of the word 'blend' is \_\_\_\_\_.
6. Mention transitional words from the text that express chronological order \_\_\_\_\_.
7. The three structures of the procedure text above are \_\_\_\_\_.



## Part 4 – Writing



Write a short procedure text (6–8 steps) about “How to Make Fried Noodles”. Use the correct structure: Goal, Materials, and Steps.

