


# HUMAN CIRCULATORY SYSTEM



Look at this video



## Discussion

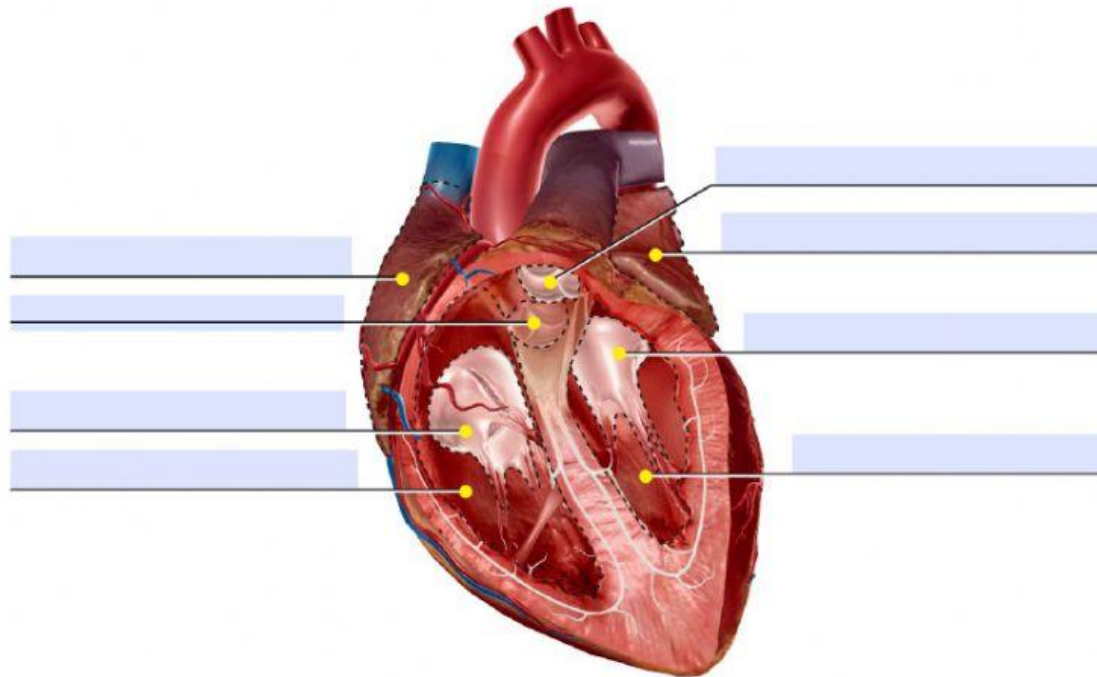
1. Draw the line to choose the suitable answer.

The function of human circulatory system

Delivers oxygen and nutrients to cells

Protect our skin from harmful bacteria

2. Drag the structure list below to label the image.



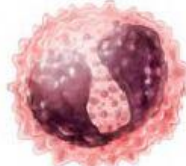
- |              |                |                 |                 |
|--------------|----------------|-----------------|-----------------|
| Aortic valve | Left ventricle | Pulmonary valve | Right ventricle |
| Left atrium  | Mitral valve   | Right atrium    | Tricuspid valve |

3. Blood vessels that carry deoxygenated blood is \_\_\_\_\_
4. Oxygen is carry out by \_\_\_\_\_ blood cells.
5. Look at these picture bellow.

Banded neutrophil



Eosinophil



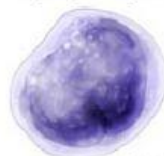
Monocyte



Neutrophil



Lymphocyte



© 2016 Healthwise

The function of those blood cells is \_\_\_\_\_