








Part 1: Listen and draw lines .There is an examples.



Part 1: Listen and draw lines .There is an examples.


- 00. What's the boy's name? Sam
- 01. How old is he 10
- 1. Which class is Sam in?
- 2. What's the name of Sam's teacher? Mr.....
- 3. Who sits next to Sam in class?
- 4. How many books are in Sam's bag?
- 5. How old is Sam's sister?

Part 1: Read and put a tick or a cross. There're two examples.








						
It's three	It's a doll	It's a pen	It's a chair	It's a ball	It's a train	It's a computer
<input checked="" type="checkbox"/>	<input type="checkbox"/>	<input type="checkbox"/>	<input type="checkbox"/>	<input type="checkbox"/>	<input type="checkbox"/>	<input type="checkbox"/>

Part 2: Look and read. Write Yes or No. There are two examples.

- There is two dollsYes...
- There are one balls.No.....
- The computer is on the table.
- There cat is next to the chair
- The book is next to the doll.
- The pencil is on the table.
- The car is under the table.



Part 3: Look and write the words. There's one example.

						
r c a	h c i a r	r a n i t	b l t a e	n p c l i e	v i e f	o m c p u r e t
car						

Part 4: Fill in the blank:



1. How many cars are there? There are cars.
2. Where is the cat? The cat is the bed
3. How many pencils are there? There are pencils
4. Where is the ball? The ball is the bed