

Prepositions of Location (Training)

ACTIVITY 1. Where's the kitten? **Look** and **drag** the correct preposition **to sign** the pictures (1-5) below.






between

opposite

behind

in front of

next to

1. 	2. 	3. 	4. 	5. 

ACTIVITY 2. Are the sentences **true** (✓) or **false** (✗)? **Tick** (✓) **only** the **true** sentences. **Correct** the **wrong** (✗) ones.

Example:

0. The kitten is **next to** the box.



à The kitten is **under** the box.

Now You!

1. The kitten is **behind** the box.



2. The kitten is **in front of** the boxes.



3. The kitten is **next to** the cat.



4. The kitten is **opposite** the box.




5. The kitten is **between** the box(es).



Prepositions of Location (Practise)

ACTIVITY 3 (a). *Listen* to the instructions and **draw** the things in the correct places.



ACTIVITY 3 (b). Describe **your picture** in **ACTIVITY 3 (a)** using **the** correct **prepositions** «between», «opposite», «behind», «in front of», «next to». Make **full sentences**.

Example: This is a **house**. The house is **on** the street.

Now You!

This is a [...] . The [...] is