








Part 1: Read and put a tick or a cross. There're two examples.








						
It's three	It's a pencil	It's a pen	It's a table	It's a ball	It's a train	It's a computer
<input checked="" type="checkbox"/>	<input type="checkbox"/>	<input type="checkbox"/>	<input type="checkbox"/>	<input type="checkbox"/>	<input type="checkbox"/>	<input type="checkbox"/>

Part 2: Look and read. Write Yes or No. There are two examples.

- There is two dolls
- There are one balls.
- The computer is on the table.
- There are two dogs.
- The book is next to the doll.
- The pencil is on the table.
- The car is under the table.
- ....Yes...
- .....No.....
- .....
- .....
- .....
- .....
- .....



**Part 3: Look and write the words. There's one example.**

						
r c a	l o l d	r a n i t	b l t a e	o o b k	o r o t b	o m c p u r e t
car						

**Part 4: Fill in the blank:**



1. How many balls are there? There are ..... balls.
2. Where is the doll? The doll is ..... the bed
3. How many pencils are there? There are ..... pencils
4. Where is the cat? The cat is ..... the car