

Name : Ervina Nur Rahmawati  
Student Number : 23020330275

**Topic: How to Make a Cup of Coffee**

**Grade:** 9 (Kelas 9 SMP)


**Text Type:** Procedure Text

**Skills Covered:** Listening, Speaking, Reading, Writing

**1. LISTENING SECTION**

**Objective:** Students identify specific information from an audio about making coffee.

**Instruction:**

 *Listen to the audio carefully and choose the correct answer.*

**Audio Script :**

First, prepare a cup, a spoon, hot water, sugar, and coffee powder.  
Next, put one spoon of coffee and one spoon of sugar into the cup.  
Then, pour some hot water into it.  
Stir well.  
Finally, your coffee is ready to serve.

Audio : <https://drive.google.com/file/d/16rguvDBY7tnDZaR06X9d3zCJcCq-AXyK/view?usp=sharing>


**Live Worksheet Task Example:**

1. What should you prepare first?
  - ☐ Ice and milk
  - ☐ A cup, a spoon, hot water, sugar, and coffee powder
  - ☐ A kettle and tea bag
2. What do you do after putting coffee and sugar into the cup?
  - ☐ Pour hot water into it
  - ☐ Stir it immediately
  - ☐ Add milk
3. What is the last step?
  - ☐ Boil water
  - ☐ Serve the coffee
  - ☐ Add more sugar

## 2. SPEAKING SECTION

**Objective:** Students can pronounce and describe the steps of a procedure clearly.

**Instruction:**

 *Record your voice explaining how to make a cup of coffee in 4–5 sentences.*

Example:

First, I prepare a cup and hot water.

Then, I put coffee and sugar.

Next, I pour hot water and stir it.


Finally, my coffee is ready.

*(Di LiveWorksheet, menggunakan fitur “record audio” agar siswa bisa merekam langsung.)*

## 3. READING SECTION

**Objective:** Students identify the structure and language features of a procedure text.

**Instruction:**

 *Read the text carefully and answer the questions.*

**Text:**

How to Make a Cup of Coffee

Materials:

- 1 spoon of coffee
- 1 spoon of sugar
- Hot water
- A cup and a spoon

Steps:

1. Prepare all the materials.
2. Put coffee and sugar into the cup.
3. Pour hot water.
4. Stir well.
5. The coffee is ready.

Questions:

1. What is the goal of the text?  
\_\_\_\_\_
2. How many materials are mentioned?  
\_\_\_\_\_
3. Write one action verb from the text.  
\_\_\_\_\_
4. What tense is used in the text?  
\_\_\_\_\_

#### 4. WRITING SECTION

**Objective:** Students create their own short procedure text.

**Instruction:**

Write your own procedure text about how to make a simple food or drink (for example: fried egg, instant noodles, or milk tea).

**Guideline:**

- Title: How to make \_\_\_\_\_
- Materials: (List 3–5 items)
- Steps: (Write 4–6 steps)

**Example Answer:**

How to Make Fried Egg

**Materials:**

- 1 egg
- Oil
- A frying pan

**Steps:**

1. Heat the oil in the frying pan.
2. Crack the egg into the pan.
3. Fry it for 3 minutes.
4. Serve it on a plate.