Unit 1.3. Specialised Cells

1. Name and Label

* Animal specialised cells

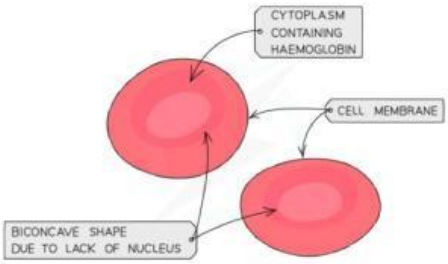

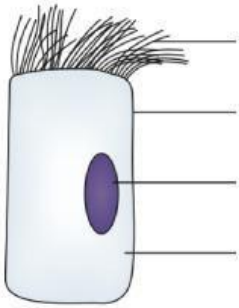

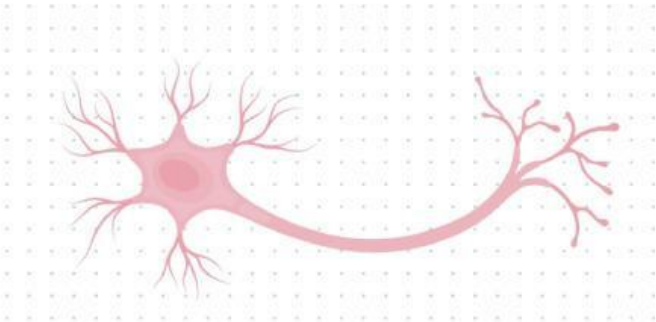

What is the name of cell C? _____

What is the function of this cell? _____

Describe how the cell is adapted to carry out its function. _____

_____

_____

Name the system in the human body that this cell is part of. _____

* Name the Plant specialized cells

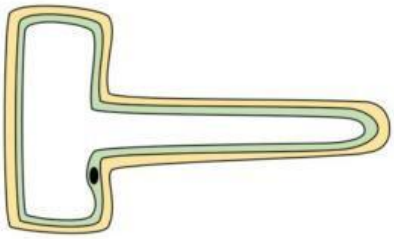

LIVEWORKSHEETS

2. Water moves through several parts of the root hair cells, as it goes from the soil into the sap vacuole. List these parts in order.

_____

_____

3. Label, choose from the list, and complete the sentences.

upper epidermis **palisade layer** **spongy layer** **lower epidermis**

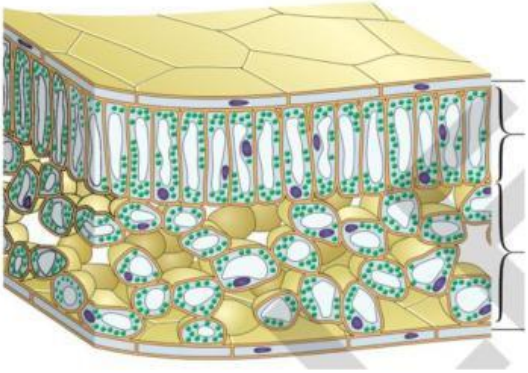

Cell **tissue** **organ** **organ system** **organism**

a. A group of similar cells is called a _____
b. An _____ is a structure made of many different tissues.
c. An _____ is a group of organs that carry out a particular function.
d. An _____ is a living thing. It may contain many different organ systems, organs, and tissues.
e. In a complex organism, such as a human or a plant, similar cells are grouped to form a _____.
f. The stomach is an example of an _____.
g. The heart and blood vessels are all part of the same _____.

Unit 2. Materials and their structure

1. Distinguish: Solids, liquids, and gases

Feature/Property	Solids	Liquids	Gases
Shape			
Volume			

LIVEWORKSHEETS

Feature/Property	Solids	Liquids	Gases
Compressibility			
Ability to flow / pour			
Mass / Weight			
Particle arrangement			
Particle movement			
Changes of state			
Explanation changes of state (particle theory)			
Examples			

2.

LIVEWORKSHEETS

The diagrams show Marcus's thermometer after different times.
Write the temperatures in the spaces provided.

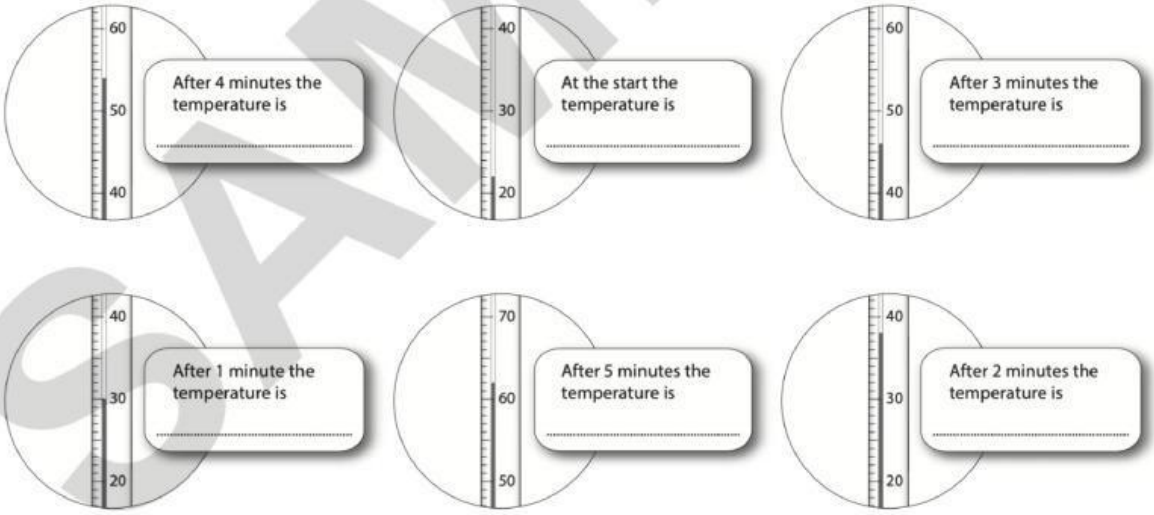

SAMPLE

3. Complete the water cycle



LIVEWORKSHEETS