Nombre _____ Hora _____

Fecha _____ **Vocabulary Flash Cards, Sheet 1**

Write the Spanish vocabulary word below each picture. If there is a word or phrase, copy it in the space provided. Be sure to include the article for each noun.

_____

_____

_____



_____

_____



_____

_____

_____

_____

© Pearson Education, Inc. All rights reserved.

LIVEWORKSHEETS

Nombre _____ Hora _____

Fecha _____

Vocabulary Flash Cards, Sheet 2



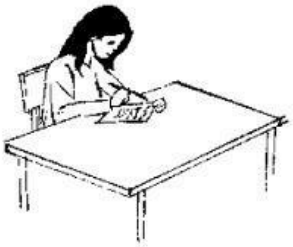

© Pearson Education, Inc. All rights reserved.

LIVEWORKSHEETS

Nombre _____ Hora _____

Fecha _____ **Vocabulary Flash Cards, Sheet 3**

		**sí**
	también	**y**
pues...	**ni... ni**	**o**

© Pearson Education, Inc. All rights reserved.

LIVEWORKSHEETS

Nombre _____ Hora _____

Fecha _____ **Vocabulary Flash Cards, Sheet 4**

_____	_____	_____
_____	_____	_____
_____	_____	_____

© Pearson Education, Inc. All rights reserved.

LIVEWORKSHEETS

Nombre _____ Hora _____

Fecha _____ **Vocabulary Check, Sheet 1**

Tear out this page. Write the English words on the lines. Fold the paper along the dotted line to see the correct answers so you can check your work.

bailar _____

cantar _____

correr _____

dibujar _____

escribir cuentos _____

escuchar música _____

esquiar _____

hablar por teléfono _____

ir a la escuela _____

jugar videojuegos _____

leer revistas _____

montar en bicicleta _____

montar en monopatín _____

Fold In

© Pearson Education, Inc. All rights reserved.

LIVEWORKSHEETS

Nombre _____ Hora _____

Fecha _____ **Vocabulary Check, Sheet 2**

Tear out this page. Write the Spanish words on the lines. Fold the paper along the dotted line to see the correct answers so you can check your work.

to dance _____

to sing _____

to run _____

to draw _____

to write stories _____

to listen to music _____

to ski _____

to talk on the phone _____

to go to school _____

to play video games _____

to read magazines _____

to ride a bicycle _____

to skateboard _____

Fold In

© Pearson Education, Inc. All rights reserved.

LIVEWORKSHEETS

Nombre _____ Hora _____

Fecha _____ **Vocabulary Check, Sheet 3**

Tear out this page. Write the English words on the lines. Fold the paper along the dotted line to see the correct answers so you can check your work.

nadar _____

pasar tiempo con amigos _____
_____

patinar _____

practicar deportes _____

tocar la guitarra _____

trabajar _____

usar la computadora _____
_____

ver la tele _____
_____

Fold In

© Pearson Education, Inc. All rights reserved.

LIVEWORKSHEETS

Nombre _____ Hora _____

Fecha _____ **Vocabulary Check, Sheet 4**

Tear out this page. Write the Spanish words on the lines. Fold the paper along the dotted line to see the correct answers so you can check your work.

to swim _____

to spend time with friends _____
_____

to skate _____

to play sports _____
_____

to play the guitar _____

to work _____

to use the computer _____
_____

to watch television _____

Fold In

© Pearson Education, Inc. All rights reserved.

To hear a complete list of the vocabulary for this chapter, go to Disc 1, Track 2 on the Guided Practice Audio CD, or go to www.phschool.com and type in the Web Code jcd-0189. Then click on **Repaso del capítulo.**

LIVEWORKSHEETS

Infinitives (p. 32)

- The most basic form of a verb is an *infinitive*.
- In English, infinitives have the word "to" in front of them such as *to walk* or *to swim*.
- In Spanish, infinitives end in **-ar (nadar)**, **-er (leer)**, or **-ir (escribir)**.

A. Look at each infinitive below and underline its ending. Follow the model.

Modelo patin<u>ar</u>

1. escribir
2. nadar
3. correr
4. esquiar
5. usar
6. dibujar
7. leer
8. jugar
9. ver

B. Now, write the infinitive in the correct column of the chart. Is it an **-ar** verb, **-er** verb, or **-ir** verb? The first one has been done for you.

-ar verbs	*-er* verbs	*-ir* verbs
patinar		

C. Complete the sentences with infinitives from **part A** to express what you like and don't like to do.

1. Me gusta _____ y _____.
2. No me gusta _____.
3. Me gusta mucho _____.

© Pearson Education, Inc. All rights reserved.

LIVEWORKSHEETS

Negatives (p. 36)

- To make an English sentence negative, you usually use the word "not": *I do **not** like to sing.*
- To make a Spanish sentence negative, you usually put **no** in front of the verb or expression: ***No* me gusta cantar.**
- To answer a Spanish question negatively, you often use **no** twice: **¿Te gusta bailar? *No, no* me gusta.**
- To say that you do not like something at all, you add the word **nada**: **No, no me gusta *nada*.**
- To say you don't like either of two choices, use **ni... ni: No me gusta *ni* correr *ni* practicar deportes.**

A. Look at the sentences and circle only the *negative* words you see. Some sentences do not have negative words. Follow the model. (*Hint:* There should be eight words circled.)

Modelo (No) me gusta cantar.

1. ¿Te gusta bailar?
2. No, no me gusta bailar.
3. ¿Te gusta patinar?
4. No, no me gusta nada.
5. No me gusta ni bailar ni patinar.

B. You circled three different negative words in **part A** above. What are they? Write them on the lines.

_____ _____ _____

C. Use the negative words **no, ni,** and **nada** to complete the following conversation.

ELENA: Enrique, ¿te gusta escuchar música?
ENRIQUE: No, _____ me gusta.
ELENA: ¿Te gusta bailar?
ENRIQUE: _____, no me gusta bailar.
ELENA: No te gusta _____ escuchar música _____ bailar. ¿Qué te gusta hacer?
ENRIQUE: ¡Me gusta ver la tele!
ELENA: ¡Uy, no me gusta _____!

© Pearson Education, Inc. All rights reserved.

Go Online WEB CODE jcd-0104 PHSchool.com
LIVEWORKSHEETS

Negatives *(continued)*

D. Complete the sentences with activities you don't like. You can use the drawings for ideas of activities.

1. No me gusta _____.
2. No me gusta _____.
3. No me gusta ni _____ ni _____.

E. Now answer the questions negatively. Follow the models.

Modelos ¿Te gusta esquiar?
No, no me gusta esquiar.

¿Te gusta correr y nadar?
No, no me gusta ni correr ni nadar.

1. ¿Te gusta dibujar?

_____

2. ¿Te gusta cantar?

_____

3. ¿Te gusta escribir cuentos?

_____

4. ¿Te gusta esquiar y nadar?

_____

5. ¿Te gusta patinar y correr?

_____

© Pearson Education, Inc. All rights reserved.

LIVEWORKSHEETS

Expressing agreement or disagreement (p. 38)

- To agree with what another person likes, use **a mí también**:
  —Me gusta patinar.
  —**A mí también.**
- To agree with what another person dislikes, use **a mí tampoco**:
  —No me gusta cantar.
  —**A mí tampoco.**

A. The word web shows positive (agreement) words and negative (disagreement) words that you have learned. Look at the sample conversation, paying attention to the words **también** and **tampoco**. One of these two words is positive and one is negative. Write each word in the correct circle of the word web.

JUAN: A mí me gusta correr.
ANA: A mí **también**.
JUAN: No me gusta cantar.
ANA: A mí **tampoco**.

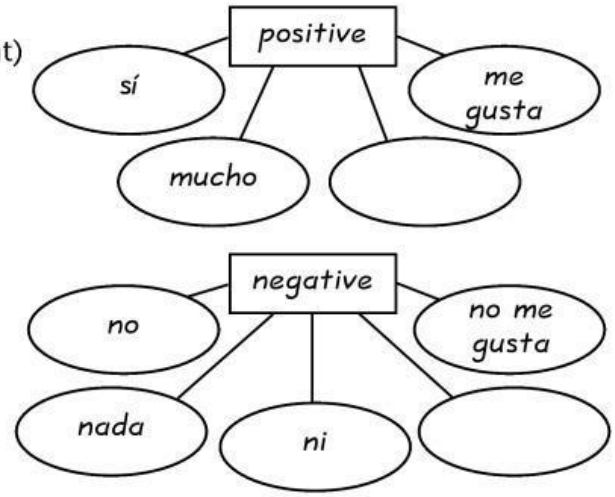

B. Now, complete the following exchanges with either **también** or **tampoco**.

1. JORGE: A mí me gusta mucho dibujar.
   SUSANA: A mí _____.
2. LUIS: No me gusta nada hablar por teléfono.
   MARCOS: A mí _____.
3. OLIVIA: A mí no me gusta ni bailar ni correr.
   ALBERTO: A mí _____.
4. NATALIA: Me gusta esquiar. ¿Y a ti?
   JAVIER: A mí _____.
5. SARA: A mí no me gusta trabajar.
   PABLO: A mí _____.
6. LORENA: Me gusta mucho montar en bicicleta. ¿Y a ti?
   MARTA: A mí _____.

C. Look back at the exchanges in **part B** above. Put a plus (+) next to the exchange if it is positive. Put a minus (–) next to it if it is negative.

© Pearson Education, Inc. All rights reserved.

Go Online WEB CODE jcd-0105 PHSchool.com
LIVEWORKSHEETS

Lectura: ¿Qué te gusta hacer? (pp. 40–41)

A. The reading in your textbook contains four self-descriptions by students from various parts of the Spanish-speaking world. Read the following selection about Marisol. Then answer the questions that follow.

> *"¿Te gusta practicar deportes y escuchar música? ¡A mí me gusta mucho! También me gusta jugar al básquetbol. ¡Hasta luego!"*

1. Go back to the reading above and circle the sentence where Marisol is asking you a question.
2. Underline the words that tell you that Marisol is talking about things that she likes.
3. Now list the activities that Marisol likes to do in the spaces below:

_____ _____ _____

B. Read the following selection written by Pablo and answer the questions that follow.

> *"Me gusta mucho jugar al vóleibol y al tenis. Me gusta escribir cuentos y también me gusta organizar fiestas con amigos. No me gusta ni jugar videojuegos ni ver la tele. ¡Hasta pronto!"*

1. Underline the words that tell you that Pablo is talking about things that he likes.
2. Circle the things Pablo does not like.
3. Pablo is from «Guinea Ecuatorial». How would you write that in English?

_____

C. Some quotes from the reading are listed below. Identify the speaker of each by writing in their name and country of origin. Follow the model.

Modelo "Me gusta jugar al básquetbol." *Marisol* *Puerto Rico*

1. "Me gusta mucho ver la tele." _____ _____
2. "Me gusta escribir cuentos." _____ _____
3. "Me gusta hablar por teléfono con amigos." _____ _____
4. "Me gusta organizar fiestas con amigos." _____ _____
5. "Me gusta tocar el piano." _____ _____

© Pearson Education, Inc. All rights reserved.

LIVEWORKSHEETS

Presentación oral (p. 43)

Task: Pretend that you are a new student at school. You have been asked to tell the class a little bit about your likes and dislikes.

A. Fill in each empty space in the diagram with at least two activities that represent you.

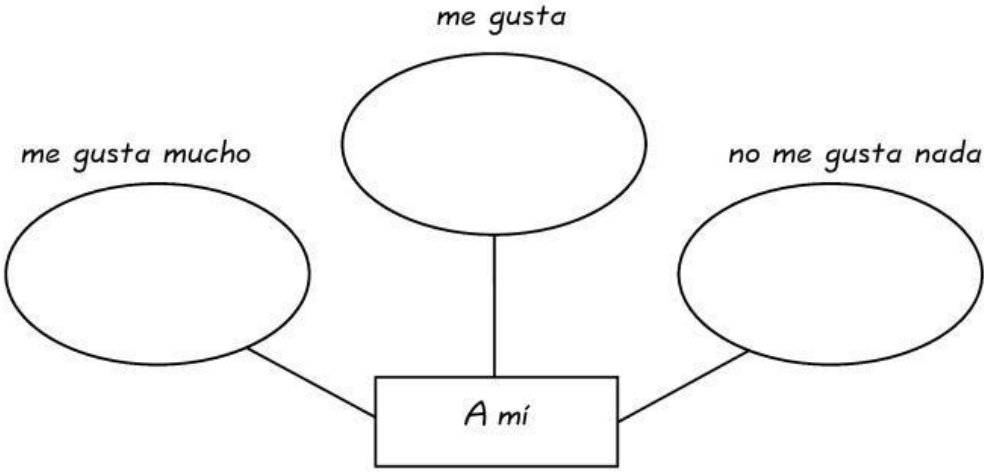

B. As part of your presentation, you will need to introduce yourself to everyone before you begin talking about your likes and dislikes. Think about how you would introduce yourself in Spanish to someone you don't know. Write one possibility below.

_____

C. Now, add to your greeting by talking about what you like and dislike. Using your information from the diagram in **part A**, write three sentences describing what you like, what you like a lot, and what you do not like.

1. Me gusta _____.
2. Me gusta mucho _____.
3. No me gusta _____.

D. Your teacher will always evaluate your presentations using a rubric, which is like a checklist of elements needed to perform your task. The fewer items completed, the lower the score. Some of the items for this presentation include:

- how much information you communicate
- how easy it is to understand you
- how clearly and neatly your visuals match what you are saying

© Pearson Education, Inc. All rights reserved.

LIVEWORKSHEETS

Nombre _____ Hora _____

Fecha _____ **Vocabulary Flash Cards, Sheet 1**

Write the Spanish vocabulary word below each picture. If there is a word or phrase, copy it in the space provided. Be sure to include the article for each noun.

_____

_____

_____

_____

_____

_____

_____

_____

_____

© Pearson Education, Inc. All rights reserved.

LIVEWORKSHEETS