

Part I: Sentence building Rearrange the words and write complete sentences.

1. is / marker / that / a

2. highlighters / those / are

3. a / colored / this / pencil / is

4. are / notepads / these


5. those / boards / are

Part II: Demonstratives in context Observe the pictures carefully. Write sentences using *THIS, THAT, THESE* or *THOSE* correctly.

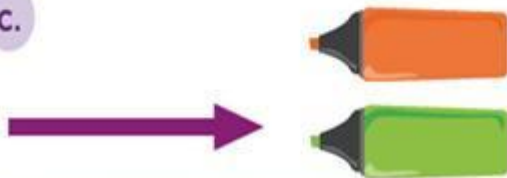
a.



b.



c.



d.




e.



f.



g.



h.



i.



j.



Part III: Write three new sentences about objects in your classroom using demonstratives.

1. _____
2. _____
3. _____