



LET'S ANSWER - APPLICATION OF EMBEDDED SYSTEM








LMS

WI - LT
Embedded system



Activity 3

Match the component with either hardware or software.

Component	Hardware or software?
1  Memory	
2  Debugger	A Hardware
3  Communication port	
4  Timer/counter	
5  Emulator	B Software

1:00



Name:

Class:



Send a screenshot of your work in the LMS



LIVEWORKSHEETS