








## Match the Picture and Function with the correct WORD

### Science Lab Equipment

Cut out the template below and glue in your science notebook. Glue the pictures and functions on the following page into the correct location for each piece of lab equipment.

Equipment	Picture	Function
Balance		
Beaker		
Dropper/Pipette		
Graduated Cylinder		
Microscope		
Ruler/Meter Stick		
Test Tube		
Thermometer		

	<ul style="list-style-type: none"> <li>• to measure temperature in degrees Celsius (<math>^{\circ}\text{C}</math>)</li> </ul>
<ul style="list-style-type: none"> <li>• to measure lengths and distances in <u>cm</u> or <u>mm</u></li> </ul>	
	<ul style="list-style-type: none"> <li>• to add small amounts of liquid drop by drop</li> </ul>
<ul style="list-style-type: none"> <li>• to magnify or enlarge objects, 40, 100, &amp; 400 times</li> </ul>	
<ul style="list-style-type: none"> <li>• to hold liquids</li> <li>• to measure <u>volume</u> in milliliters (mL)</li> </ul>	
	<ul style="list-style-type: none"> <li>• to hold, mix, or heat small amounts of liquids or solids</li> </ul>
	<ul style="list-style-type: none"> <li>• to measure <u>mass</u> in <u>grams</u> (g)</li> </ul>
<ul style="list-style-type: none"> <li>• to measure the exact volume of a liquid in mL</li> </ul>	