



Directions : Look at the signs below and choose the best explanation for each one.

1. Which sign means "You should throw the garbage in the bin"?



2. This sign means "....."



- a. Cross the street. b. Turn left right away.
c. Move to the right. d. Look straight ahead.

3. Which sign warns "Landscape Preservation Please Keep Off Grass"?



4. When you are in a place where this sign is displayed, what are you expected to do?



- a. You will not smoke there.
b. You must not smoke there.
c. You should not smoke there.
d. You don't have to smoke there.

Reading Signs and Notices

5. Where do you usually see this sign?



- a. At the hotel.
- b. At the office.
- c. At the hospital.
- d. At the restaurant.

6. What does this sign mean?



- a. You should not run there.
- b. Go out this way if there is danger.
- c. You are driving in the wrong direction.
- d. This door is only for people who work here.

7.

Patients can
park here in an
emergency

- a. This car park is for patients only.
- b. This car park is for ambulances only.
- c. Patients can only park here with permission.
- d. Patients can only use this car park in emergencies.

8. Where would you see this sign ?

KEEP QUIET

- a. At home.
- b. At school.
- c. In a library.
- d. In the temple.

9. What does the sign mean?

NO ENTRY

- a. You're not allowed to enter.
- b. You're not allowed to come in.
- c. You're not allow to come here.
- d. You're not allowed to stay outside.

10. What does this sign mean?



- a. You are not allowed to enter without puppies.
- b. You are not allowed to bring any pets inside.
- c. You are not allowed to practice the dogs.
- d. You are not allowed to feed animals.

Reading Signs and Notices




11.

Please show
the librarian
all books
when you
leave the
library


- a. Make sure you take all your books with you.
- b. Return your books before you leave the library.
- c. The librarian needs to see your books before you go.
- d. The librarian will show you where to put your books

12. Where can you see this sign?



- a. On the door.
- b. On the road.
- c. In the house.
- d. In the market.

13. Who can enter?



- a. Males only
- b. Females only
- c. Children only
- d. Males or females

14. Where would you see this sign?

MEMBERS ONLY

- a. On the door.
- b. In a library.
- c. At a health center.
- d. In a department store.

15. Where do you usually see this sign?



- a. In the office.
- b. On the street.
- c. At the restaurant.
- d. On the door of the toilet.

16. If you are hungry, which sign should you look for?



Reading Signs and Notices

17. Which sign means "speed limit."?

- a.  b.  c.  d. 




18. Which of the following sign means, "You cannot park the car"?

- a.  b.  c.  d. 

19. Which sign means "You mustn't turn right here."?

- a.  b.  c.  d. 

20. Which of the following signs do you think the visitors can see in the museum?

- a.  b. 
c.  d. 