

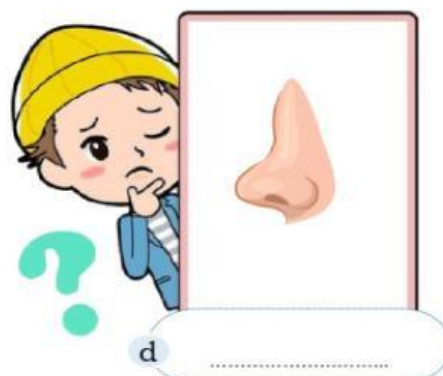


Exercises

## Unit 1 Feelings &amp; Lesson 2



1 Look and write.

orange - nut - octopus - nose



2 Look at the pictures. Look at the letters. Write the words.



a

g e o  
r a n

b

o n  
s e

c


t o p  
u s o c

d

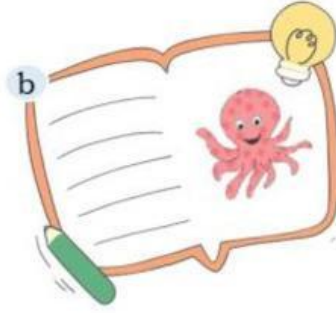
n t  
u




3 Look and tick (✓) the correct word.



nut ☐ nose ☐



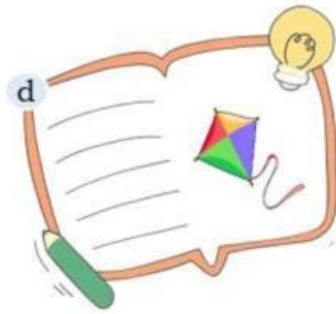
cat ☐ octopus ☐



nose ☐ head ☐



apple ☐ orange ☐



kite ☐ ball ☐




food ☐ leaf ☐



4 Look, read and number.




1. This is an octopus.

2. This is an orange. 



3. This is a nut.



4. This is a nose. 



Look , read and answer the questions.



1 What is this ? This is a nut.

2 What is this ? .....

3 What is this ? .....

4 What is this ? .....

5 What is this ? .....



Look and read. Put a tick (✓) or a cross (✗) in the box.



This is a banana. ☐

This is an octopus. ☐

This is a car. ☐



This is an apple. ☐

This is a nut. ☐

This is a leg. ☐












7

Circle the pictures that begin with the given letter.



8

Look and circle the beginning sound.

1  a b c	2  h i j	3  k l m
4  g h i	5  j k l	6  m n o
7  n o p	8  k l m	9  i j k