

FICHA DIGITALIZADA


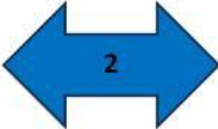

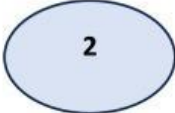
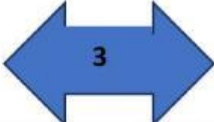


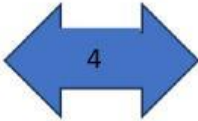
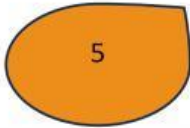

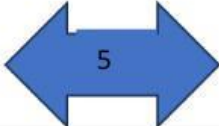
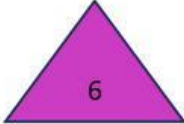
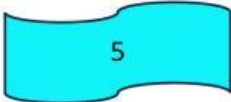
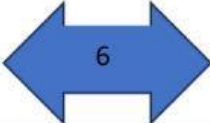


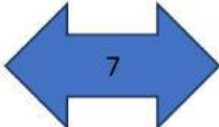
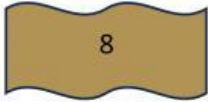
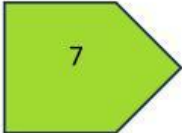
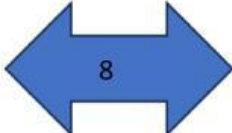
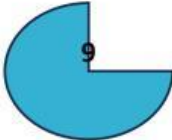
Integrantes: ENIEDA MONTEZUMA, YIVELIS CARRERA


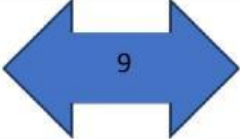


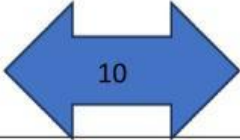
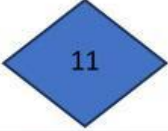

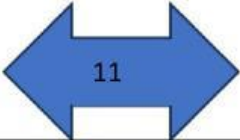


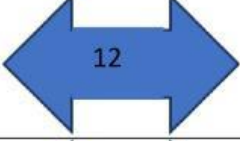


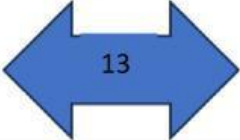


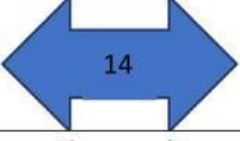
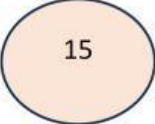
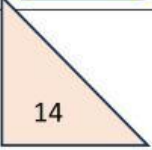
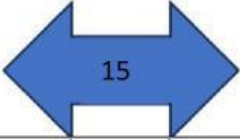


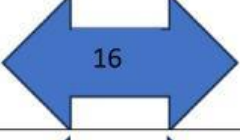

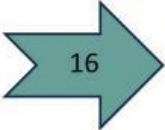
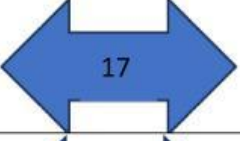

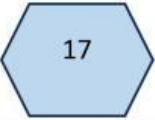
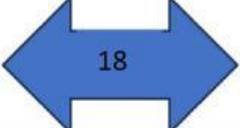
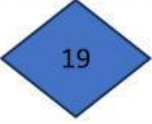
Tema: número anterior y número posterior o siguiente.

Objetivo: identificar el número anterior y el número posterior a un número dado, para fortalecer la comprensión

del orden y la ubicación de los números.

Indicación: observa el número que se te presenta, coloca el número anterior y el posterior en cada caso.

 8	 9	 10
 9	 10	 11
 10	 11	 12
 11	 12	 13
 12	 13	 14
 13	 14	 15
 14	 15	 16
 15	 16	 17
 16	 17	 18
 17	 18	 19