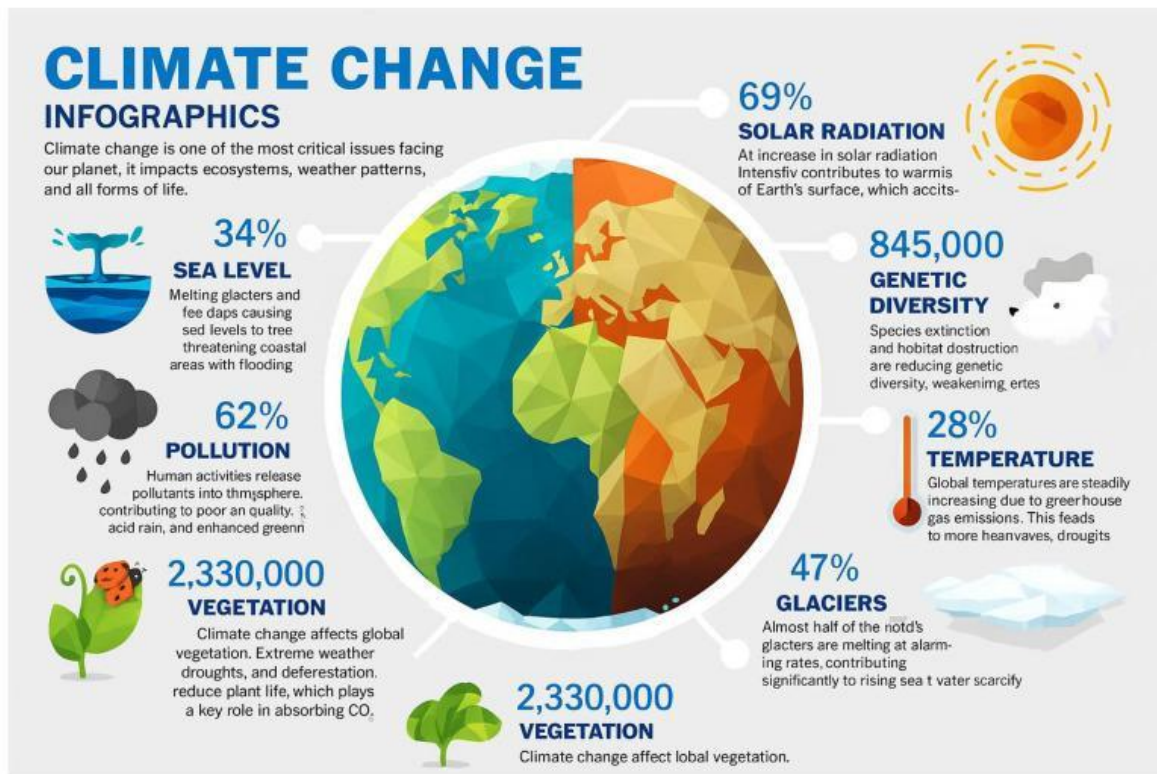


ACTIVITY FOR VISUAL LEARNER



1. What percentage is associated with pollution in the infographic?

- a. 28%
- b. 62%
- c. 34%
- d. 47%

2. Which factor is represented by 34% in the infographic?

- a. Vegetation
- b. Pollution
- c. Sea level
- d. Solar radiation

3. What is the number associated with genetic diversity in the infographic?


- a. 845,000
- b. 2,330,000
- c. 69%
- d. 28%

4. Which environmental factor is shown with an image of a polar bear?

- a. Temperature
- b. Pollution
- c. Genetic diversity
- d. Glaciers

5. What does the 69% represent in the infographic?

- a. Sea level rise
- b. Pollution impact
- c. Solar radiation
- d. Vegetation loss



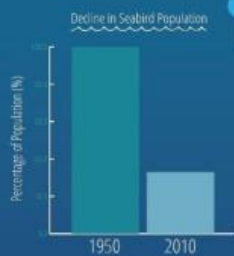
<https://www.research.com/77- facts about plastic pollution and 10 things we can do about it 105180971.html>
<http://documentsandreports.org/study/105180971.html>
<https://www.plasticpollution.org/the-facts/>

The #1 man made thing that sailors see in our oceans are plastic bags

DROWNING IN

PLASTIC


Between 1950 and 2010, the seabird population declined 67% due to plastic pollution



Plastic debris in the ocean has contributed to the formation of close to 500 dead zones (areas of water so starved of oxygen that most marine life cannot survive there) covering more than 245,000 km² globally, equivalent to the surface of the United Kingdom.

8,000,000 tons

of plastic are dumped into the world's ocean every year, and the majority of the waste comes from these 5 countries:



22% of cetaceans, 44% of seabirds, all sea turtle species, and a growing list of fish species have been documented with plastic in and around their bodies



22%



44%



100%

6. What is the #1 man-made thing that sailors see in the ocean?

- a. Plastic bottles
- b. Fishing nets
- c. Plastic bags
- d. Oil spills

7. How much plastic is dumped into the world's ocean every year?

- a. 1,000,000 tons
- b. 5,000,000 tons
- c. 8,000,000 tons
- d. 10,000,000 tons

8. What percentage of seabirds have been documented with plastic in or around their bodies?

- a. 22%
- b. 44%
- c. 90%
- d. 67%

9. Which of the following countries is NOT mentioned as a major contributor to ocean plastic pollution?

- a. China
- b. The Philippines
- c. Brazil
- d. Indonesia

10. What percentage of all floating trash on the ocean's surface is plastic?

- a. 50%
- b. 75%
- c. 90%
- d. 100%