

Atividade complementar

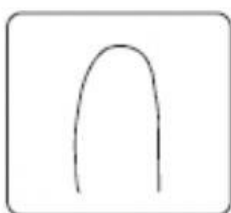
Nome: _____ Turma: _____

Professor(a): _____ Data: ____/____/____

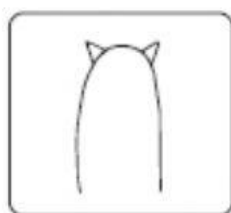
Os blocos abaixo representam as etapas necessárias para desenhar um gatinho.



1




2




3




4




5




6



7



8



9

Indique a ordem correta de cada passo para fazer o desenho do gatinho.

☐ ☐ ☐ ☐ ☐ ☐ ☐ ☐ ☐