

# Progress Test (Units 3-4)







Name: \_\_\_\_\_

## LISTENING







### Task 1

Listen and tick the correct picture.







0. Sam would like

a <input type="checkbox"/>	b <input checked="" type="checkbox"/>	c <input type="checkbox"/>
		
		










1. Anton would like

a <input type="checkbox"/>	b <input type="checkbox"/>	c <input type="checkbox"/>
		
		







2. Tom would like

a <input type="checkbox"/>	b <input type="checkbox"/>	c <input type="checkbox"/>
		
		







3. Kim would like

a <input type="checkbox"/>	b <input type="checkbox"/>	c <input type="checkbox"/>
		
		
		

4. Linda would like

a <input type="checkbox"/>	b <input type="checkbox"/>	c <input type="checkbox"/>
		
		

5. Mario would like

a <input type="checkbox"/>	b <input type="checkbox"/>	c <input type="checkbox"/>
		
		

## Task 2

Read the words and odd one out.

0. cute cube **cut** tube
1. man can take pan
2. nice girl birthday shirt
3. write **wool** wrong **wrist**
4. horse **open** sport short
5. wet bed help we

5

## VOCABULARY

### Task 3

Look at the pictures and complete the words.



0. s t r e e t



1. m \_\_\_\_\_



2. c \_\_\_\_\_



3. i \_\_\_\_\_



4. h \_\_\_\_\_



5. s \_\_\_\_\_



6. s \_\_\_\_\_



7. s \_\_\_\_\_



8. p \_\_\_\_\_ s \_\_\_\_\_



9. j \_\_\_\_\_



10. s \_\_\_\_\_

## Task 4

**Read the sentences and complete them with the words from the box.**

Sundays great pizza what there would tea are behind city old

0. I like **pizza** \_\_\_\_\_ very much!
1. There is a big park in my \_\_\_\_\_.
2. Sam \_\_\_\_\_ like a sandwich.
3. I don't go to school on \_\_\_\_\_.
4. There is a big supermarket \_\_\_\_\_ my school.
5. How \_\_\_\_\_ are you?
6. — How are you? — I'm \_\_\_\_\_, thanks!
7. There \_\_\_\_\_ three big squares in my city.
8. \_\_\_\_\_ would you like to eat?
9. How many students are \_\_\_\_\_ in your class?
10. I usually drink \_\_\_\_\_ in the morning.

20


## GRAMMAR

### Task 5

**Look at the pictures and complete the sentences with some / a / an.**



0. I would like **some** apples.



1. Sam would like \_\_\_\_\_ pizza.



2. Kim would like \_\_\_\_\_ rice.



3. My mum would like \_\_\_\_\_ pasta.



4. Kevin would like \_\_\_\_\_ banana.



5. Katya would like \_\_\_\_\_ ice cream.

## Task 6

### Complete the sentences with **is / are**.

0. There is a big square in my city.
1. There \_\_\_\_\_ two cafes in the street.
2. There \_\_\_\_\_ a school near my house.
3. There \_\_\_\_\_ twenty students in my class.
4. There \_\_\_\_\_ a hospital in front of the playground.
5. There \_\_\_\_\_ one police station in the city.

## Task 7

### Open the brackets and complete the sentences.

0. I **am** nine. (am / is / are)
1. They \_\_\_\_\_ students. (am / are)
2. He \_\_\_\_\_ eleven. (am / is)
3. Mum and dad \_\_\_\_\_ parents. (is / are)
4. I \_\_\_\_\_ in class 3. (am / are)
5. We \_\_\_\_\_ a cat. (have got / has got)
6. Anton \_\_\_\_\_ a sister. (have got / has got)
7. Students \_\_\_\_\_ 10 lessons at school. (have got / has got)
8. She \_\_\_\_\_ a red pencil. (have got / has got)
9. I \_\_\_\_\_ English today. (haven't got / not have got)
10. We \_\_\_\_\_ an apple, please. (would like / don't like)

20

## READING

### Task 8

#### Read the text and choose **a, b or c**.

Hi! My name's Sam! I'm eight. I go to school in the morning. I've got 4 lessons. I like maths and PE. There is a cafe next to my school. I have lunch in the cafe at 12 o'clock. In the evening I do my homework. I have dinner with my family at 7 o'clock. Then I go to bed. I love weekends! On Saturday we go shopping. There is a big supermarket behind my house. On Sunday I play with my friends. We go for a walk and play football in the park. There is a big park on the left of my school. On Sunday evening we watch a film. There are two cinemas in my city. I'm happy! I like my city!



0. Sam is...

a. seven

**b** eight

c. nine

1. He likes...

a. Maths and PE

b. Maths and ICT

c. PE and English

2. On Saturday he...

a. goes shopping

b. plays football

c. does his homework

3. There is a big supermarket...

a. next to his house

b. on the left of his house

c. behind his house

4. There is a big park on the left of...

a. his school

b. his house

c. the supermarket

5. They watch a film on...

a. Saturday evening

b. Sunday afternoon

c. Sunday evening

5

## WRITING

### Task 9

**Describe the picture. Write 5 sentences about the city.**



0. **There are four cafes in the city** \_\_\_\_\_.

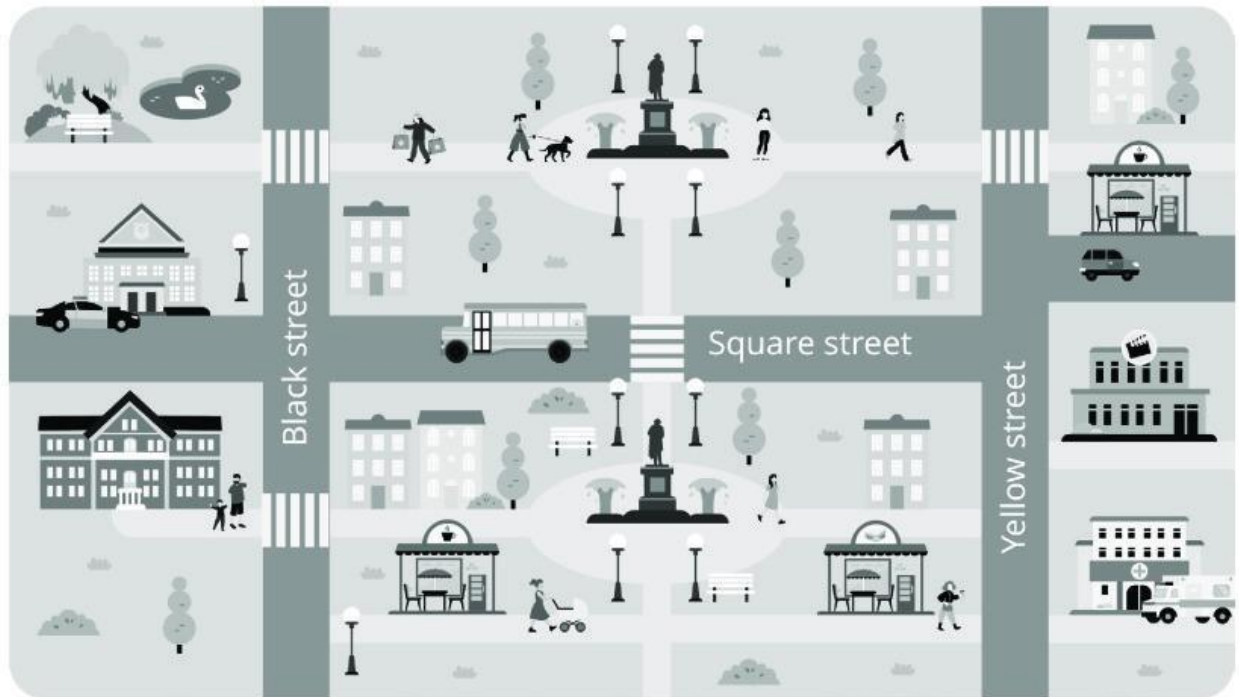
- 1. \_\_\_\_\_.
- 2. \_\_\_\_\_.
- 3. \_\_\_\_\_.
- 4. \_\_\_\_\_.
- 5. \_\_\_\_\_.

5

SPEAKING

Task 10

**Look at the picture. Ask each other the questions from the list.**



**Student A**

- 1. How many cafes are there?
- 2. What's there behind the cinema?
- 3. What's there between the school and the park?
- 4. What's there on the right of the park?
- 5. What's there near your house?

**Student B**

- 1. How many playgrounds are there?
- 2. What's there in front of the cinema?
- 3. What's there between two squares?
- 4. What's there on the left of the cinema?
- 5. What's there near your house?