Rounding off to Nearest 10

Development of Concept: In our daily life, if we want to tell the number of students in an exam hall **OR** the number of cars in a parking lot **OR** number of people in a party **OR** the duration of break time, in all these events, we can quickly guess an estimated answer.

"Rounding off a number means making a number simple by keeping its value closer to its actual value."

- The symbol used for rounding off is **" ≈ ".**

❖ Let's round off 42 to nearest 10.

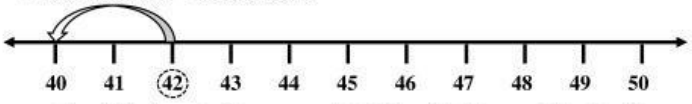

Here 42 is closer to 40 as compared to 50. So, 42 will be rounded off to 40.

We can write it as **42 ≈ 40.**

❖ Let's round off 56 to nearest 10.

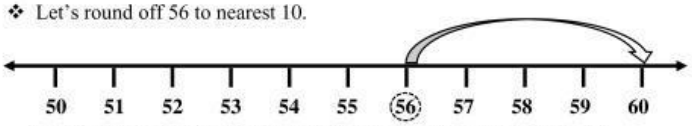

Here 56 is closer to 60 as compared to 50. So, 56 will be rounded off to 60.

We can write it as **56 ≈ 60.**

Rules of Rounding off to nearest 10

If the Ones place digit is smaller than 5 (0, 1, 2, 3, 4) then digit at Ones place is replaced by zero and the digit at Tens place remains same.

T O
6 4
\+ 0
6 0 So, 64 ≈ 60

If the Ones place digit is 5 or bigger than 5 (5,6,7,8,9) then add one at Tens place (digit at Tens place is increased by 1) and digit at Ones place is replaced by zero.

T O
6 7
\+ 1
7 0 So, 67 ≈ 70

Applying the Concept:

Activity 1: Fill in the missing numbers, then round off the number marked by the arrow to the nearest 10.



Activity 2: Do as directed.



a) **Which two numbers round to 30?**

_____ **and** _____

b) **Which two numbers round to 40?**

_____ **and** _____



LIVEWORKSHEETS