Total Marks:

SCIENCE CLASSWORK: MAGNETS INTERACTION

Name:

Section A: Multiple-Choice Questions (5 marks)

Question 1

Figure 9 shows sets of magnets. Which sets of magnets will repel each other?

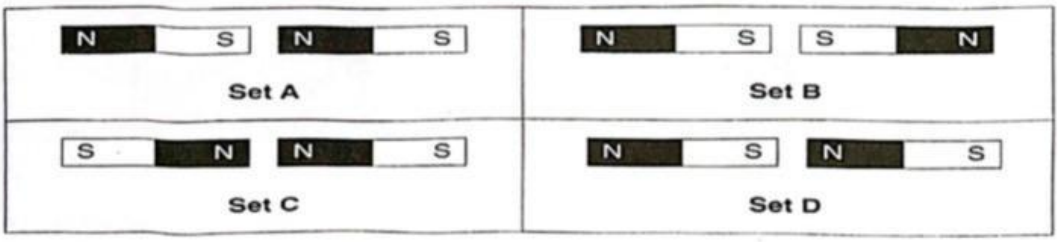

Figure 9

A. Set A and Set B.
B. Set A and Set C.
C. Set B and Set C .
D. Set C and Set D.

Question 2

In Figure 25, which of the pair of magnets will stay together?

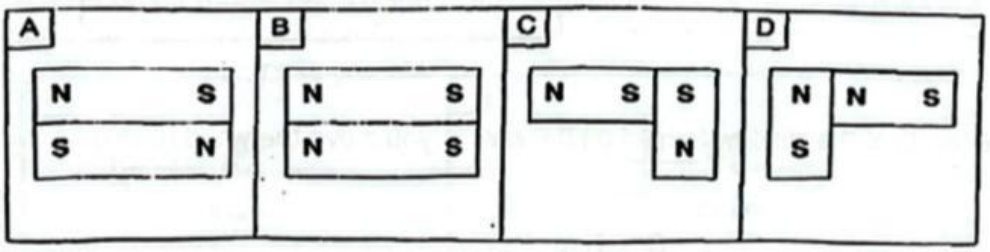

Figure 25

Question 3

What happens when a south seeking pole of a magnet is brought close to the south-seeking pole of another magnet?

A. They pull toward each other
B. They push each other away
C. The two magnets do not move
D. The two magnets point toward the north

LIVEWORKSHEETS

Question 4

Figure 18 shows an experiment using three ring magnets.

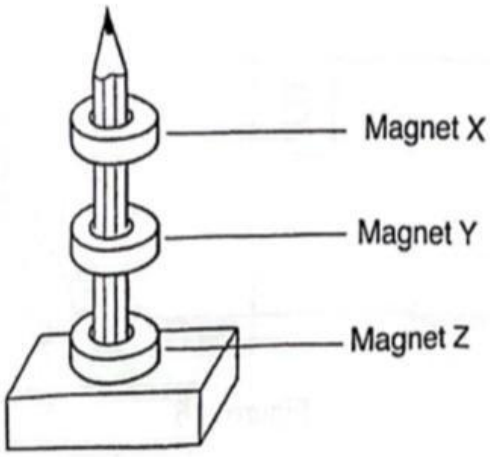

Figure 18

What will happen if magnet X is flipped?

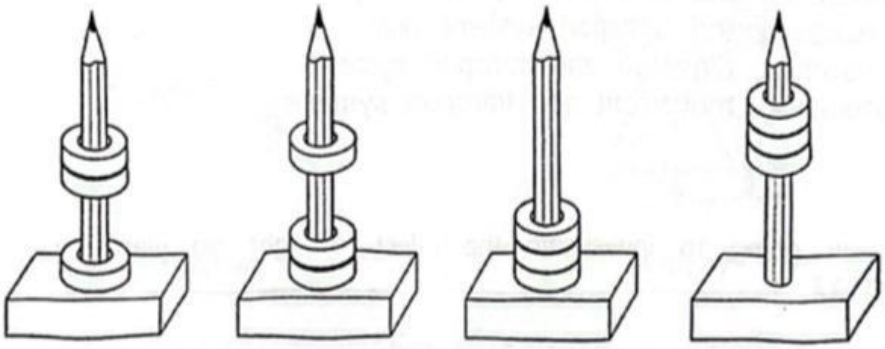

A. B. C. D.

Question 5

In Figure 14, magnet A is fixed and it pushes magnet B away. This is because _____.

A. magnet A is fixed
B. magnet A is stronger
C. the shaded poles are like poles
D. the shaded poles are unlike poles

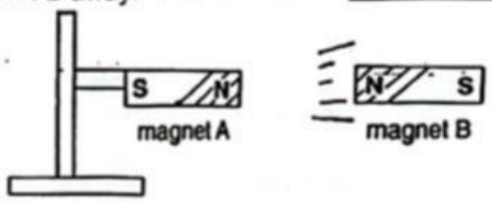

Figure 14

LIVEWORKSHEETS

Section B: Answer the questions (10 marks)

Question 1

Study Figure 6 below. All magnets in the diagram attract to each other.
Write "N" for North Pole and "S" for South Pole in the boxes provided.

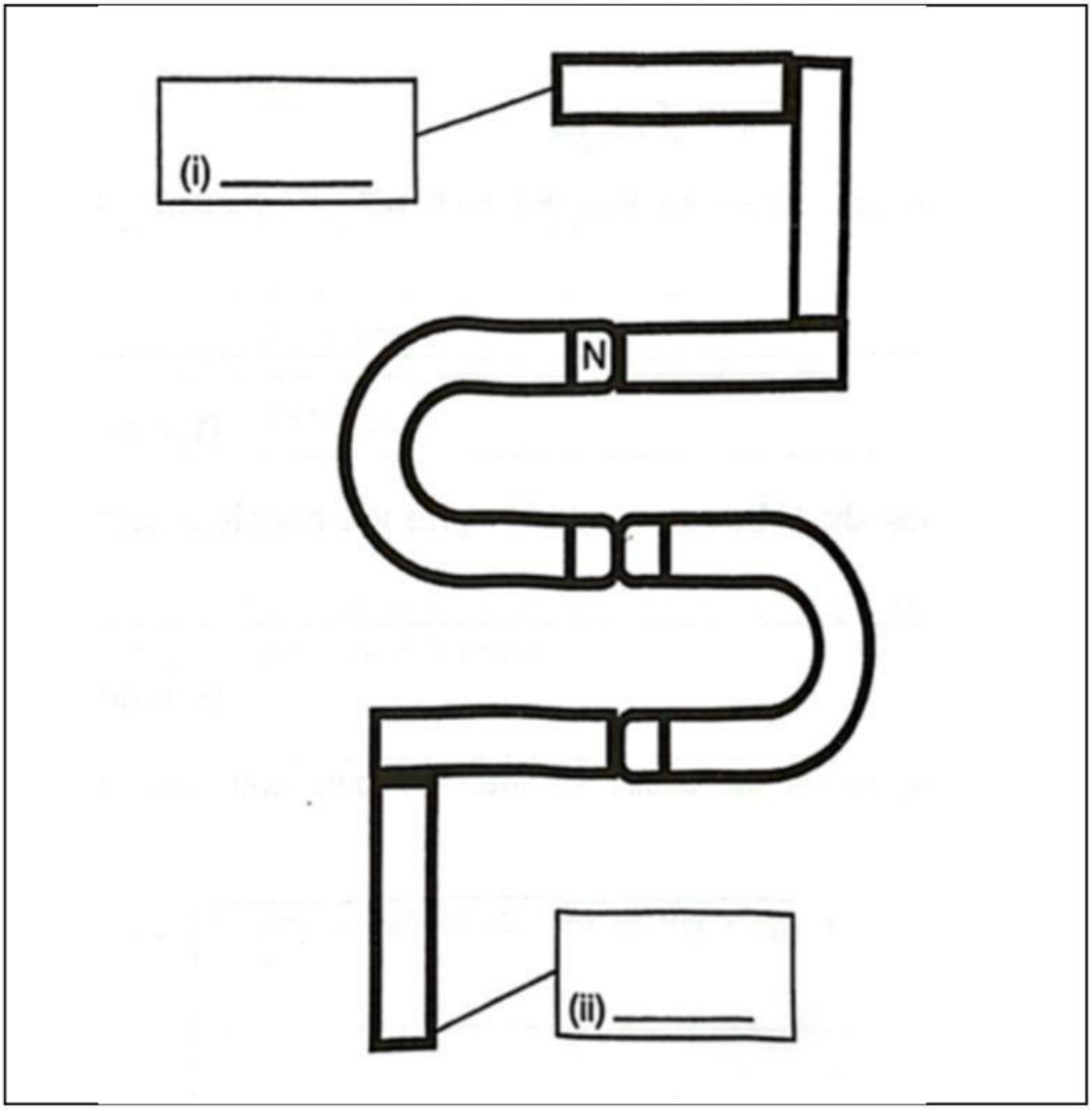

Figure 6

[2 marks]

LIVEWORKSHEETS

Question 2

Fadhlan has three toy cars 1, 2 and 3 positioned as shown in Figure 5(a). Each toy car has a bar magnet inside with unknown pole J, K and L. He pushed the three toy cars as shown in Figure 5(b). The result of his experiment is shown in Figure 5(c).

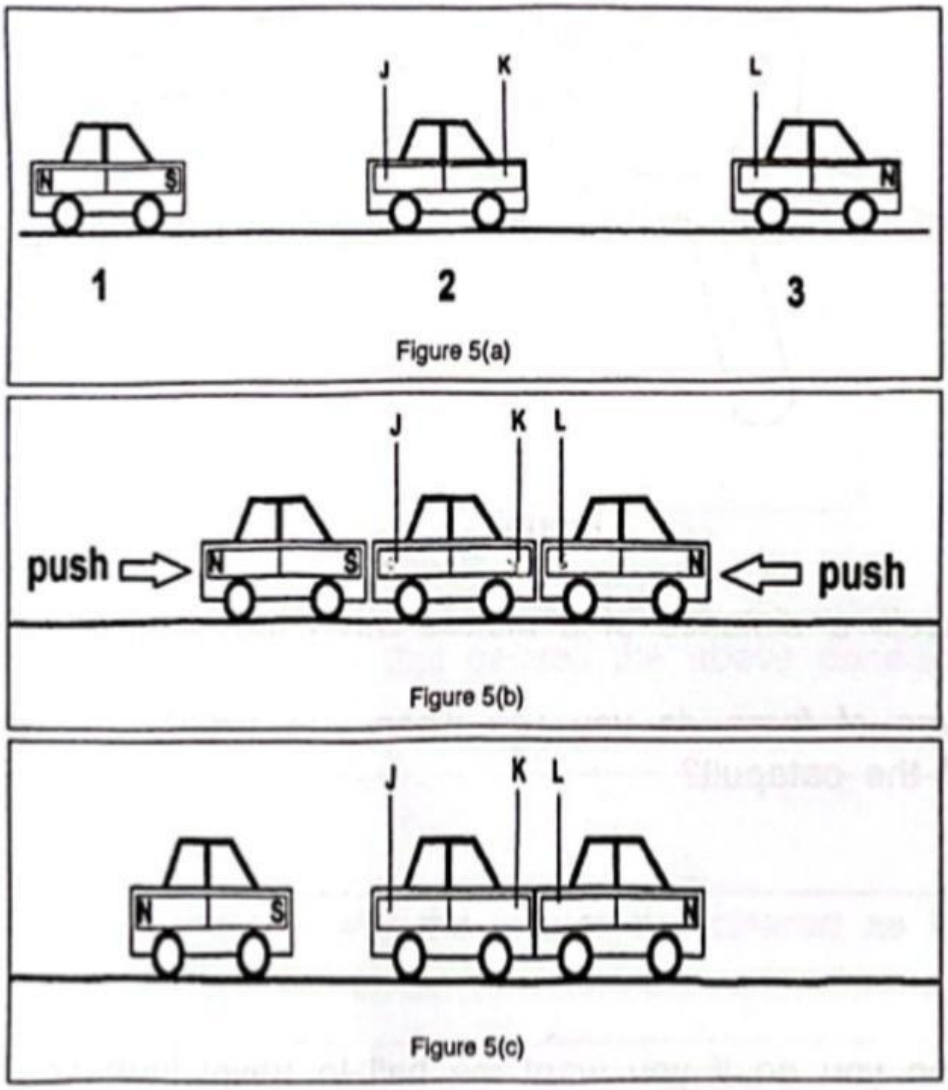

(a) What would be the poles at:

J	
K	
L	

[3 marks]

LIVEWORKSHEETS

(b) Explain why the toy cars 1 and 2 moves away from each other?

_____

[1 mark]

(c) What would happen if North Pole of bar magnet in toy car 1 is turned to face toward Pole J?

_____

[1 mark]

Question 3

Zafirah tied a bar magnet to the top of a plastic toy as shown in Figure 5. When she placed Object **X** near the bar magnet, the plastic toy car began to move away from Object **X.**

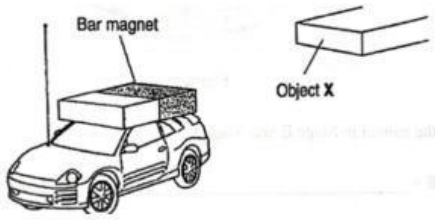

(a) What is Object **X**?

_____

[1 mark]

(b) What can be done to make the plastic toy car move towards Object **X**?

_____

[1 mark]

(c) Why does the plastic toy now move towards Object **X**?

_____

[1 mark]

Rate Your Understanding

0	1	2	3	4
I am so lost.	I don't really get it.	I'm starting to get it.	I got this.	I could teach it.

Teacher's feedback:

LIVEWORKSHEETS