















**WORKSHEET**

Date: 01/07/2025  
FFs3 - Unit 7



Teacher's feedbacks

**Task 1: Look and choose.**

<b>1)</b>  a) mix b) steam c) grate	<b>2)</b>  a) peel b) cut c) grate	<b>3)</b>  a) pour b) stir c) boil
<b>4)</b>  a) peel b) bake c) boil	<b>5)</b>  a) steam b) bake c) mix	<b>6)</b>  a) mix b) break c) melt
<b>7)</b>  a) chop b) steam c) melt	<b>8)</b>  a) spread b) cut c) bake	<b>9)</b>  a) boil b) mix c) cut
<b>10)</b>  a) cut b) peel c) grate	<b>11)</b>  a) add b) boil c) melt	<b>12)</b>  a) mix b) steam c) stir
<b>13)</b>  a) mix b) melt c) grate	<b>14)</b>  a) cut b) stir c) peel	

**Task 2: Read and fill in the gaps.****How to Make a Fried Egg!**

Do you know how to make a fried egg? It's simple and fun! First, you need some things: one egg, a frying pan, a little oil or butter, and a plate.



Start by breaking the egg into a small bowl. Then, put the pan on the stove and turn on the heat. Add a little oil or butter into the pan. When the oil is hot, pour the egg into the pan. You will hear a nice sizzle! Let the egg cook for about two or three minutes. You can use a spatula to flip the egg if you want to cook both sides. Be careful — the pan is hot!


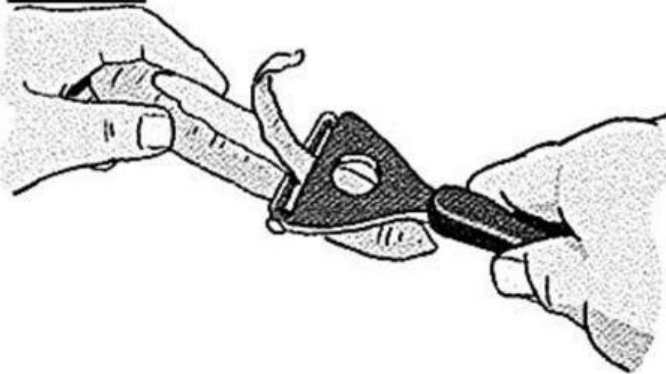
When the egg is ready, use the spatula to move it onto a plate. Now you can enjoy your yummy fried egg. You can eat it with bread or rice. Cooking at home is a great way to learn new skills!

**Fill in the blanks with ONE word from the passage.**

1. You need a frying pan, some oil or \_\_\_\_\_, and an egg.
2. Before putting the egg in the pan, you should \_\_\_\_\_ it into a bowl.
3. After the oil is hot, \_\_\_\_\_ the egg into the pan.
4. You can use a \_\_\_\_\_ to turn the egg over.
5. Be careful — the \_\_\_\_\_ is very hot!
6. After cooking, put the egg on a \_\_\_\_\_.
7. You can eat your fried egg with bread or \_\_\_\_\_.
8. Cooking at home helps you learn new \_\_\_\_\_.



**Task 3: Listen to the cooking instructions and number the pictures in the correct order.** (Con nghe hướng dẫn cách nấu ăn và đánh số hình ảnh theo đúng thứ tự.)

a b c d e f 1 