

NAME: _____

5th Grade Parallel: A - B

IMPERATIVES

An **imperative** is a sentence that **gives a command, instruction, advice, or request**. It usually **starts with a verb** and does **not have a subject** because the subject is **understood to be "you"**.

GRAMMAR CHART:

Form	Example
Base verb	"Stand up!"
Negative form	"Don't talk!"
Polite form	"Please close the door."

USES OF IMPERATIVES:

Use	Example
Orders / Commands	"March!" / "Stop!"
Instructions	"Open your books."
Warnings	"Don't run!"
Requests (polite)	"Please pass the flag."

SPELLING RULES:

Imperatives use the base form of the verb:	For negative imperatives, use:
✓ <i>Clean your boots.</i>	✓ <i>Don't + base verb</i>
<i>No subject (You) is needed.</i>	✗ <i>Don't cleaning...</i>

Military Commands as Examples:

 SALUTE THE OFFICER	 Respect the rules	 "MARCH!"	 Eyes front! Attention!
 Raise the flag	 Sing the national anthem	 SALUTE THE FLAG	 PLEASE PASS THE FLAG
 Follow the leader	 "STOP!"	 DON'T MOVE!	 Stand in line
 Report for duty	 Stay in step	 Sound off!	 LINE UP!
 Polish your boots	 Clean your gear	 CHECK YOUR UNIFORM!	 STAND AT EASE
 Drop and give me ten!	 Left, right, left!	 DON'T TALK IN FORMATION	 Dismissed!
 DON'T RUN!	 Please, close the door.	 Stand up!	 Don't talk!
 Sit down!	 Pay attention!	 Raise your hand	 OPEN YOUR BOOKS.




NAME: _____

5th Grade Parallel: A - B

Meaning of some of these in Spanish:

Salute the flag. Stand in line. / "Line up!" / Fall in! Don't talk. / "Don't talk in formation!" Raise your hand. "Stand at ease!" "Don't move!" "March!" "Stop!" "Please pass the flag." "Don't run!" "Salute the officer!" "Check your uniform!" - Drop and give me ten! - Clean your gear! - Sound off! (used when calling out loudly in unison) Report for duty! Stay in step Hold on! - Dismissed! "Please, close the door." Pay Attention! "Open your books." Stand up! Sit Down!	Saluden a la bandera. Formen fila. / "¡Formen fila!" / ¡Formen! No hablen. / "¡No hablen en formación!" Levanten la mano. "¡Descansen!" "¡No se muevan!" "¡Marchen!" "¡Alto!" "Por favor, pasen la bandera." "¡No corran!" "¡Saluden al oficial!" "¡Revisen su uniforme!" - ¡Agáchense y denme diez! - ¡Limpien su equipo! - ¡En voz alta! (se usa al gritar al unísono) ¡Presentarse! Manténganse al paso ¡Esperen! - ¡Retírense! "Por favor, cierren la puerta." ¡Presten atención! "Abran sus libros." ¡Levántense! ¡Siéntense!
--	---

Classroom & Military Commands – Student Worksheet**Part 1 – Multiple Choice. Choose the correct option. Circle the letter. (2 pts)**

#	Question	Options
1	What do you do when you see the national flag? 	a) Sit down b) Salute the flag c) Run away
2	Which of these means to walk in formation? 	a) March! b) Stop! c) Sit down!
3	What should you do if someone says "Don't talk!"?	a) Talk louder b) Whisper c) Stay silent
4	The command "Fall in!" means:	a) Leave the room b) Sit on the floor c) Line up!
5	What does "Sound off!" mean?	a) Play music b) Stay quiet c) Call out loudly
6	What command makes you stand still and quiet?	a) Run! b) Stand at ease! c) Jump!
7	What do you do when the teacher says "Raise your hand"? 	a) Touch your head b) Lift your hand c) Wave goodbye
8	"Don't run!" means:	a) Run slowly b) Walk calmly c) Jump high
9	What do you do after "Dismissed!"?	a) March again b) Leave the formation c) Keep talking
10	What command is used to get attention?	a) Sit down b) Clean your gear c) Pay attention!

NAME: _____

5th Grade Parallel: A - B

Part 2 – Write the correct word or phrase in each blank.

(2 pts)

- 1) Please _____ your books.
- 2) _____ up and stand at ease!
- 3) "Fall in!" means _____ in line.
- 4) Always check your _____ before inspection.
- 5) _____ the officer when they pass by.
- 6) "Don't _____!" means stay still!
- 7) After class, the sergeant says: "You are _____!"
- 8) The teacher says: "Please, close the _____."
- 9) "Hold on!" means you should _____.
- 10) Don't forget to _____ your gear after training.

Part 3 – Unscramble the Commands. Rearrange the letters to form correct phrases. (2 pts)

Scrambled Phrase	Unscrambled Answer
ETNAOTTI!	_____
TRAMEHCUKINO!	_____!
LAGFHEOTULAS	_____
KOD'TNLTA!	_____!
NDLUAESOFFIR	_____!

Scrambled Phrase	Unscrambled Answer
PGMIEETNDVOER	_____!
NEELFI!	_____!
KBBSOUYNEOP	_____.
HDNAYUROSERI	_____
PTSO!	_____!

Part 4 – Draw lines using color pencils to match Column A with Column B.

(2 pts)

Exercise #1

Commands	Actions
1) Raise your hand 🙋	a. Clean everything you used
2) Sit down! 🪑	b. To grab everyone's attention
3) Clean your gear 🧼	c. When you want to speak
4) Don't talk in formation 🤫	d. Be silent and disciplined
5) Pay attention! 👂	e. To begin the class

Exercise #2

Commands	Actions
Drop and give me ten! 🏋️	a. Go to your post
Stand up! 🧑	b. Time to learn!
Report for duty! 🪖	c. 10 push-ups please!
Please pass the flag. 🚩	d. Hand it carefully to a peer
March! 🚶	e. Step in time with others

Part 5 – Look at the pictures and write the names of these actions.

(2 pts)

