

**PAPER 2 LISTENING** about 35 minutes  
(including 6 minutes transfer time)

**PART 1**

**Questions 1–7**

- There are seven questions in this part.
- For each question there are three pictures and a short recording.
- Choose the correct picture and put a tick (✓) in the box below it.


**Example:** What's the time?



A ☒




B ☐




C ☐


**1** Where will the girls meet?



A ☐



B ☐



C ☐

**2** Which chair does the man want?



A ☐

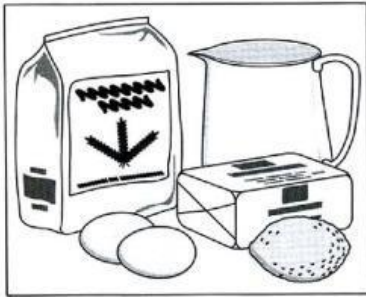


B ☐

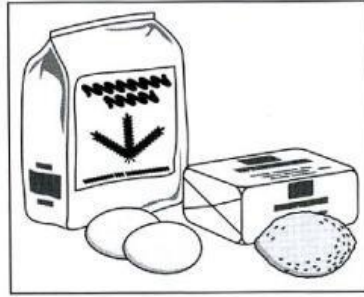


C ☐


3 Which picture shows what the girls need?



A ☐



B ☐



C ☐

4 Which picture shows what happened?



A ☐



B ☐



C ☐

5 What is Sarah's mother doing?



A ☐

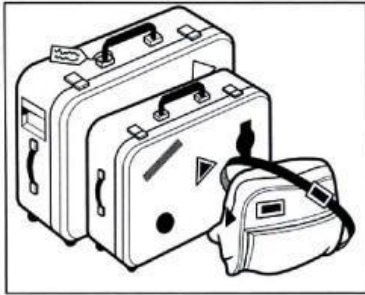


B ☐

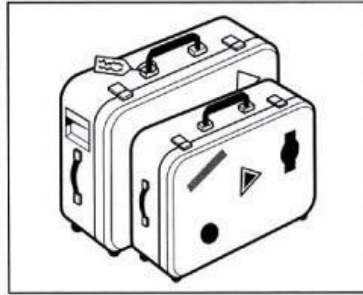


C ☐

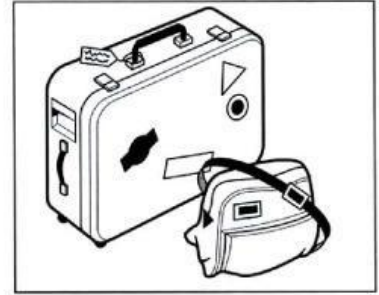
6 What luggage is the man taking on holiday?



A ☐




B ☐




C ☐


7 Which photograph does the man like?



A ☐



B ☐



C ☐

**PART 2****Questions 8–13**

- You will hear part of a radio programme about classical music.
- For each question, put a tick (✓) in the correct box.

- 8 This week's prize is
- A ☐ a music cassette.
- B ☐ two concert tickets.
- C ☐ a classical CD.
- 9 The person who wrote the music lived in
- A ☐ Italy.
- B ☐ Spain.
- C ☐ France.
- 10 What else shares the title of this music?
- A ☐ a garden
- B ☐ a play
- C ☐ a park
- 11 What did people do when they first heard the music?
- A ☐ Some left before the end.
- B ☐ Only a few clapped.
- C ☐ Some asked for their money back.

**12** This piece of music has been

**A** ☐ played in the cinema.

**B** ☐ used in advertising.

**C** ☐ used for a TV play.

**13** If you know the competition answer you should ring

**A** ☐ 0108 937 224.

**B** ☐ 0018 739 242.

**C** ☐ 0018 937 224.



**PART 3****Questions 14–19**

- You will hear a radio programme in which young people from different parts of the country are interviewed.
- For each question, fill in the missing information in the numbered space.

A graphic of a spiral-bound notebook with a silver spiral binding at the top. The notebook is open to a page titled 'Information sheet'. The page contains several lines of text with dotted lines for answers, some of which are pre-filled with handwritten-style text. The notebook has a black border and a stack of pages on the right side.

## Information sheet

Name: *Mike Davis* .....

Age: *13 years* .....

Favourite subject: **(14)** .....

Favourite sport: **(15)** .....

Usual transport: **(16)** .....

On Saturday: **(17)** .....

On **(18)** ..... : *Young Farmers' Group*

Future job: **(19)** .....

## PART 4

### Questions 20–25

- Look at the six sentences for this part.
- You will hear a conversation between a boy, Jim, and his mother.
- Decide if each sentence is correct or incorrect.
- If it is correct, put a tick (✓) in the box under **A** for **YES**. If it is not correct, put a tick (✓) in the box under **B** for **NO**.

	<b>A</b> <b>YES</b>	<b>B</b> <b>NO</b>
<b>20</b> Jim's bicycle needs to be mended.	<input type="checkbox"/>	<input type="checkbox"/>
<b>21</b> He's keen to start saving money.	<input type="checkbox"/>	<input type="checkbox"/>
<b>22</b> His mother thinks a mountain bike is suitable for their area.	<input type="checkbox"/>	<input type="checkbox"/>
<b>23</b> She encourages Jim to manage his money better.	<input type="checkbox"/>	<input type="checkbox"/>
<b>24</b> His mother offers to lend him some money.	<input type="checkbox"/>	<input type="checkbox"/>
<b>25</b> Jim is disappointed by his mother's suggestion.	<input type="checkbox"/>	<input type="checkbox"/>

## About the Speaking test

The Speaking test lasts about 10 to 12 minutes. You take the test with another candidate. There are two examiners in the room. One examiner talks to you and the other examiner listens to you. Both the examiners give you marks.

### *Part 1*

The examiners introduce themselves and then one examiner asks you and your partner to say your names and spell them. This examiner then asks you questions about yourself, your daily life, interests, etc.

### *Part 2*

The examiner asks you to talk about something together and gives you a drawing to help you.

### *Part 3*

You each have a chance to talk by yourselves. The examiner gives you a colour photograph to look at and asks you to talk about it. When you have finished talking, the examiner gives your partner a different photograph to look at and to talk about.

### *Part 4*

The examiner asks you and your partner to say more about the subject of the photographs in Part 3. You may be asked to give your opinion or to talk about something that has happened to you.