

Mark	Remark

I/ LISTENING (3 marks)

Task 1: Listen and number the pictures. There is one example (0). (1 mark)



A. ☐

B. ☐

C. ☐

D. ☐

E. ☐

Task 2: Listen and tick the box. There is one example (0). (1 mark)

Example:



A. ☐

B. ☐

C. ☐

5. 



A. ☐

B. ☐

C. ☐

6. 



A. ☐

B. ☐

C. ☐

7. 



A. ☐

B. ☐

C. ☐

8. 



A. ☐

B. ☐

C. ☐

Task 3: Listen and draw the lines. There is one example (0). (1 mark)

Bill

Bobby

Vinh

Kim

Sue



III/ READING: Read and circle (2 marks)

Task 4: Look, read and draw lines. (1 mark)

1. This is my mother.

2. It's a pink bag.

3. I like birds.

4. This is a snake



Task 5: Look, read and choose the correct answer. (1 mark)



1.

- A. Door
B. Dog



2.

- A. Mother
B. Father



3.

- A. Monkeys
B. Dogs

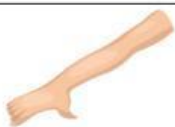


4.

- A. Stand up
B. Listen

II/ WRITING: Write the letters (2 marks)

Task 6: Look and write the letters . There is one example (0). (1 mark)



p a
1. _rm



e c
2. _lephant



h c
3. _ead



f l
4. _ather

Task 7: Look at the pictures and order the letters. (1 mark)



1.

o/y/b

→



2.

t/i/s/s/e/r

→



3.

o/g/d

→



a/p/c

→

IV/ SPEAKING: Look at the pictures and say (3marks)

1. This is my
2. This is my
3. This is a
4. I like
5. It's a
6. Touch your



KEYS

THE FIRST-TERM TEST - School year: 2024 -2025

Subject: English 1

Time: 35 minutes

I/ LISTENING (3 marks)

Task 1: Listen and number the pictures. There is one example (0). (1 mark)

A. 0 B.4 C. 1 D. 2 E. 3

Tape scripts:

Listen and number the pictures. There is one example.

0. b, b, boy.

Can you see number 0? Now you listen and number.

1. e, e, elephant.

2. d, d, door.

3. c, c, cap.

4. f, f, food.

Task 2: Listen and tick the box. There is one example (0). (1 mark)

0.C 5. B 6. C 7. A 8. B

Listen and put a tick in the box. There is one example.

0. I can see an ant, a, a, ant.

Can you see the tick? Now you listen and put a tick in the box.

5.

A: This is a bear.

B: What?

A: This is a bear.

6.

A: This is my sister.

B: Wow. She's pretty.

7.

A: What color is it?

B: It's pink.

A: Sorry.

B: Pink.

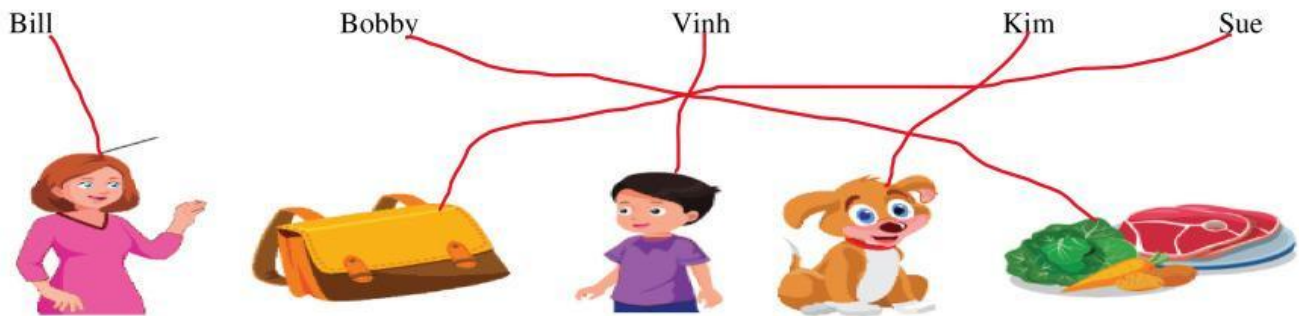
8.

A: Touch your leg.

B: What?

A: Touch your leg.

Task 3: Listen and draw the lines. There is one example (0). (1 mark)



Tape scripts:

Listen and draw lines. There is one example

My name is Bill and this is my mother.

Can you see the lines? Now you listen and draw lines.

1. Teacher: Hello, Bobby.

Bobby: Hello, teacher. This is my food. Yummy.

2. Student 1: Hello, Sue. What is it?

Sue: It's a bag. This is my bag.

3. Teacher: Hello, Vinh.

Vinh: Hello, teacher. This is my brother.

Teacher: Nice to meet you.

Vinh's brother: Nice to meet you, too.

4. Teacher: Hello, Kim.

Kim: Hello, teacher. This is my dog. I like dogs.

Teacher: Me too.

III/ READING: Read and circle (2 marks)

Task 4: Look, read and draw lines. (1 mark)

2. This is my mother.

2. It's a pink bag.

3. I like birds.

4. This is a snake







Task 5: Look, read and choose the correct answer. (1 mark)





1. A 2. A 3. B 4. B

II/ WRITING: Write the letters (2 marks)

Task 6: Look and write the letters . There is one example (0). (1 mark)

 <p>p a 1. _a_ rm</p>	 <p>e c 2. _e_ lephant</p>	 <p>h c 3. _h_ ead</p>	 <p>f l 4. _f_ ather</p>
---	---	---	--

Task 7: Look at the pictures and order the letters. (1 mark)

- | | | | |
|---|---|--|--|
| <p>1. </p> <p>o/y/b</p> <p>→boy.....</p> | <p>2. </p> <p>t/i/s/s/e/r</p> <p>→sister.....</p> | <p>3. </p> <p>o/g/d</p> <p>→dog.....</p> | <p></p> <p>a/p/c</p> <p>→cap.....</p> |
|---|---|--|--|

IV/ SPEAKING: Look at the pictures and say (3marks)

1. This is my family.
2. This is my father/ mother/ brother/ sister.
3. This is a monkey.
4. I like mokeys.
5. It's a bag
6. Touch your leg.



BAN GIÁM HIỆU

Bình Tân, ngày 27 tháng 12 năm 2024

Người thực hiện

Nguyễn Thị Tuyết