


Name: \_\_\_\_\_ Grade: \_\_\_\_\_

Date: \_\_\_\_\_ / Teacher: Ítalo Bastos/ 6° A/B

1.- Select the picture where it's saying the greeting **HELLO / HI**



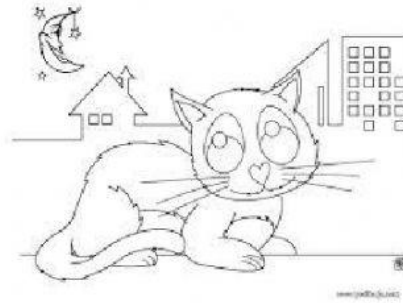

2.- Select the picture where it's saying the greeting **GOOD MORNING**



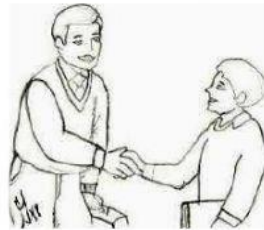

3.- Place the greeting where it belongs to: **GOOD NIGHT**




4.- Select the picture where it's saying the greeting: **GOOD EVENING**




5.- Select the picture where it's saying the greeting :**GOOD BYE**



6.- Select the picture where it's saying the greeting **GOOD AFTERNOON**



7.- Drag the picture that is saying: **BYE BYE**



GOOD LUCK !!!

