


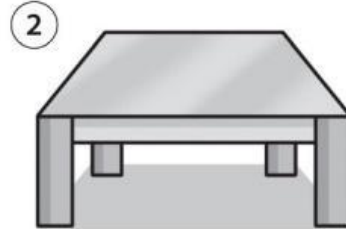
## Lesson One Words

## 1 Find and circle the words.

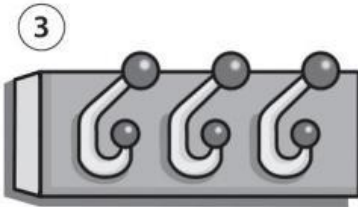
pegs pencil cases classroom computers table board




dclassroomopl



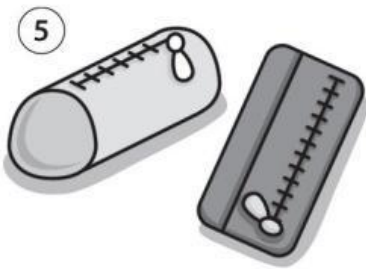
actablebi



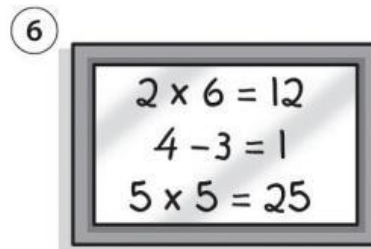
jbpegsqw



skocomputersrt



xpencilcast




upboardzx

## 2 Look at the numbers in Exercise 1 and write.

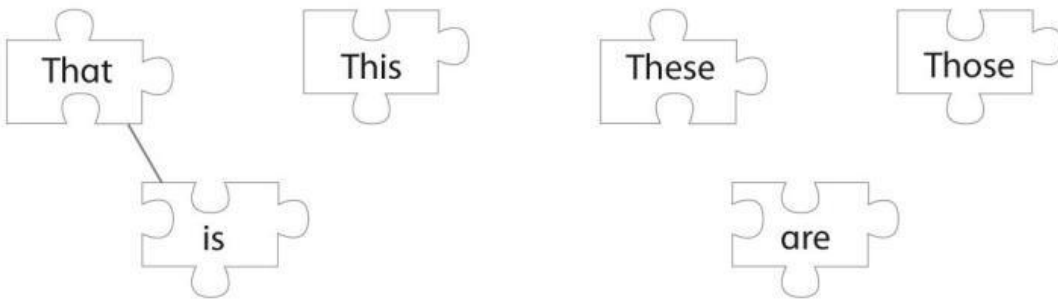
- 1 Look at this classroom.
- 2 There is a new \_\_\_\_\_.
- 3 There are new \_\_\_\_\_.
- 4 There are new \_\_\_\_\_.
- 5 There are new \_\_\_\_\_.
- 6 There is a new \_\_\_\_\_.

## 1 Match.

1 this       2 that       3 these       4 those



## 2 Match.



## 3 Write.

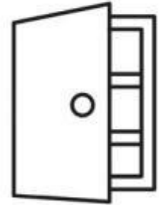

This is    That is    ~~These are~~    Those are

<p>①</p> <p>These are tables and chairs.</p>	<p>②</p> <p>_____ pegs.</p>	<p>③</p> <p>_____ a computer.</p>	<p>④</p> <p>_____ a board.</p>
--	---------------------------------	---------------------------------------	------------------------------------

## Lesson Three Words

### 1 Find and circle the words.

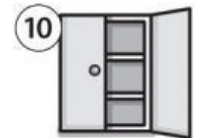
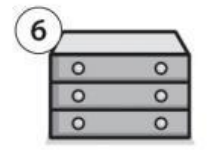


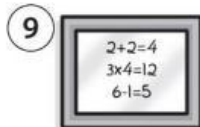
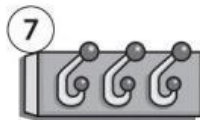
picture poster ~~cupboard~~ drawers



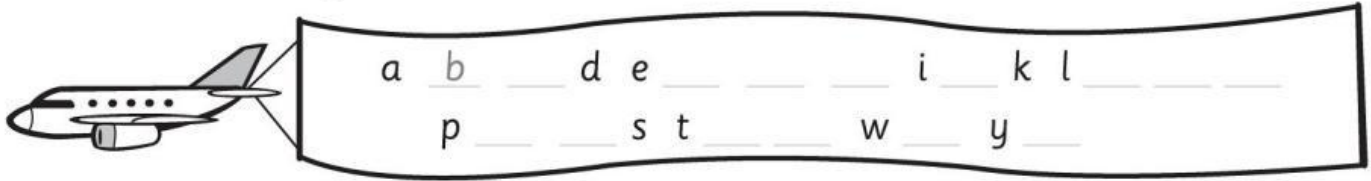
cupboard picture poster drawers

### 2 Look and write.


cupboard drawers poster ~~picture~~ CD player chair board  
pencil case books computer pegs



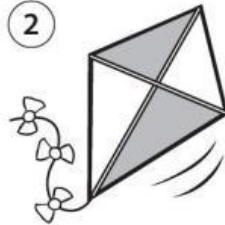
1 Write the missing letters.




2 Say the word. Say the sound. Circle the beginning letter.




b (h) g



l d k



g y j



o a c



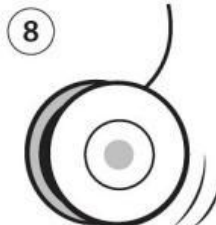
r p g




o w u



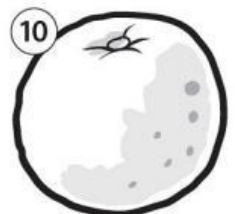
t b d



g h y




t s z



o a e

3 Match the capital and small letters.



# Skills Time!

## Lesson Five

### Reading

#### 1 Read.



My name's Layla. I'm in class 2A. This is my classroom.

The tables are long. There's a big whiteboard and there are two computers. There are big posters on the wall.

There are pictures too. Can you see my picture?

It's a picture of my family. My teacher is Miss Green. She's very kind.



#### 2 Read again. Circle five things in Layla's classroom.

#### 3 Circle the incorrect word. Then write the sentence correctly.

1 The girl's name is Tina.

The girl's name is Layla.

2 She's in class 4B.

3 The tables are short.

4 There's a blackboard.

5 There are four computers.

6 Layla's picture is of her friends.

7 The teacher's name is Miss White.

## Writing

## 1 Write the sentences again with capital letters.

1 this is layla.

This is Layla.

2 layla's teacher is miss green.

3 his name's tim.

4 rosy is tim's cousin.

5 billy is her little brother.

6 they're a happy family.



## About me!

## 2 Circle the things in your classroom.

tables   chairs   board   cupboard   drawers   computer  
 window   door   pegs   boys   girls   teachers   CD player

## 3 Draw and write about your classroom.



This is my classroom.

This is the window.

This is the \_\_\_\_\_.

This \_\_\_\_\_.

These are the \_\_\_\_\_.

These \_\_\_\_\_.