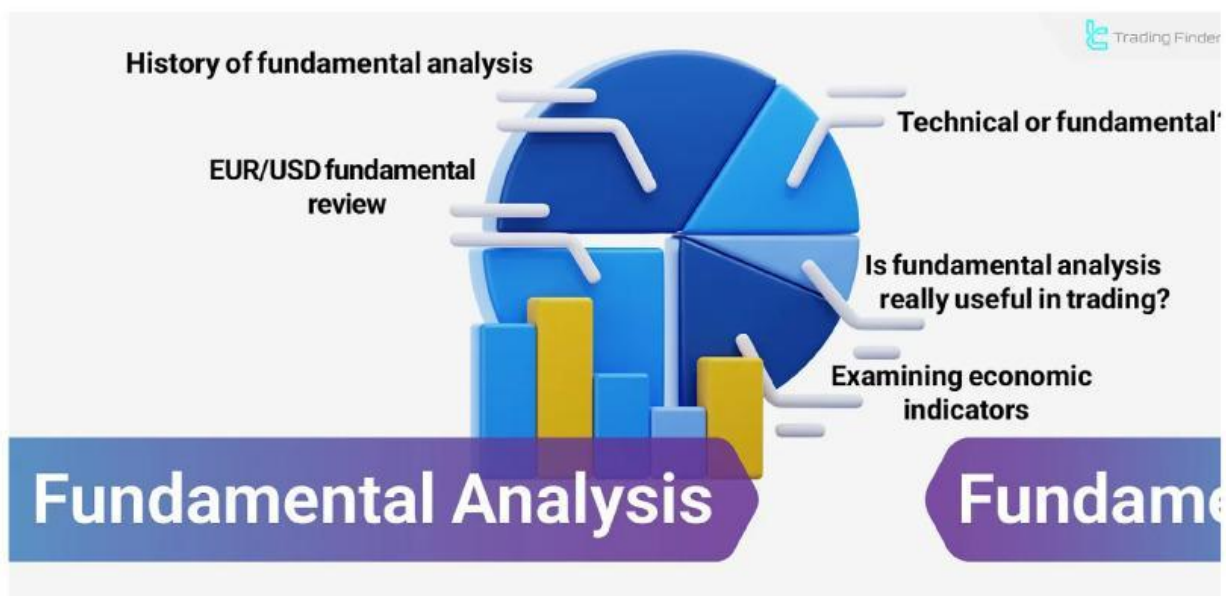


What is Fundamental Analysis? [Economic Data and Central bank Meetings]

Fundamental analysis is one of the methods used to forecast the **trends of various financial markets**, such as forex, commodities, stocks, and cryptocurrencies.



Fundamental Analysis is a method used in financial markets to predict market trends based on fundamental factors, including economic data and macroeconomic conditions

It examines fundamental factors like **economic data**, **central bank meetings**, **market sentiment**, **earning reports**, and **geopolitical risks** to identify the **mid-term** and **long-term** price trends (**Forex**, stocks, gold, oil, etc).

What is Fundamental Analysis?

Fundamental Analysis is a method used in financial markets with the aim of identifying the **intrinsic value** of assets (the true value of an asset based on macroeconomic parameters and fundamental analysis) and predicting **mid-term** and **long-term** trends.

History of Fundamental Analysis

The initial idea of fundamental analysis emerged with the rise of classical economics in the **18th** and **19th** centuries.

Adam Smith, in his book "**The Wealth of Nations**," first emphasized the concept of **intrinsic value** and the factors influencing the value of goods and services.

Modern fundamental analysis was introduced in **1934** with the publication of the book "**Security Analysis**" by **Benjamin Graham** and **David Dodd**.

These two university professors developed methods for evaluating the **intrinsic value** of stocks using **financial** and **economic data**.

Fundamental Factors Affecting Assets

Several data points are examined in fundamental analysis, including economic data and market sentiment. Key fundamental factors affecting assets include:

- ⚡ **Economic Data**
- ⚡ **Central Bank Meetings**
- ⚡ **Income Reports and Financial Statements**
- ⚡ **Market Sentiment**
- ⚡ **Geopolitical Risks**



Among the things examined in fundamental analysis are economic data, central bank meetings, earnings reports, market sentiment, and geopolitical risks.

Economic Data

Economic data refers to the reports published on [Forex Factory](#), which can be categorized into three main types: **production data**, **inflation data**, and **employment data**.

Continuously studying and evaluating these reports provide insights into a country's macroeconomic conditions and are helpful for fundamental analysis of forex.

Using economic data, **fundamental biases** (the bias of an asset based on fundamental parameters) can also be identified for currency pairs.

Central Bank Meetings

Most central banks hold **interest rate meetings** every six weeks. During these meetings, analysts assess the changes in **interest rates**, **central bank statements**, **new economic forecasts**, and even the tone of the **central bank president's speech**.

To stay updated on the latest central bank interest rate changes, you can use the [Central Bank Interest Rates tool](#) on TradingFinder.

Earning Reports and Financial Statements

Financial statements and **Earning reports** of companies can be used to predict stock trends and stock indices.

Companies' earnings reports are published quarterly, and to view the results of the reports, you can use the [earnings calendar tool](#) of the Trading Finder collection.

The company's performance is measured by comparing **actual earnings per share (EPS)** with forecasted figures.

Earnings Calendar

Trading Finder

[Economic Calendar](#) | [Holidays](#) | **Earnings** | [Dividends](#) | [Splits](#) | [IPO](#) | [Expiration](#)

 [Sign In](#) / [Free Sign Up](#) now to save your preferred filters.

[Yesterday](#) | [Today](#) | [Tomorrow](#) | [This Week](#) | [Next Week](#) |  

Company ▾	EPS / Forecast	Revenue / Forecast	Market Cap ▾	Tin
Wednesday, October 30, 2024				
 Microsoft (MSFT)	3.3 / 3.1	65.6B / 64.55B	3.04T	
 Meta Platforms (META)	6.03 / 5.21	40.59B / 40.18B	1.87T	

Microsoft and Meta's Q3 2024 revenue and realized EPS fundamentals were higher than expected;

Source: Investing.com

The financial reports of **large companies** (in terms of market cap) impact the overall **market sentiment**, and index traders should pay special attention to the reports of these companies.

Market Sentiment

Market sentiment refers to the **willingness** or **reluctance** of traders to take risks. In a **risk-off market**, **safe assets** like **gold**, **bonds**, and **low-risk currencies** (such as CHF, JPY, and USD) are in demand.

Conversely, in a **risk-on market**, demand shifts towards riskier assets like **stocks**, **cryptocurrencies**, and **risk-on currencies** (such as AUD, NZD, and CAD).

Geopolitical Risks

Political risks (such as presidential elections) and **geopolitical risks** (such as wars) are significantly unpredictable.

As geopolitical tensions increase, **fear** spreads in the market, and it enters a **risk-off state**. In this case, **safe assets** become more in demand, while riskier markets face selling pressure.

Application of Fundamental Analysis

By using **fundamental analysis** and **economic data**, one can detect the fundamental bias of assets and avoid opening positions contrary to market biases.

Fundamental analysis, by determining the **intrinsic value** of an asset, helps identify the probability of the price reaching its fair value.

If the current price of an asset is lower than its intrinsic value, a **buying opportunity** is presented. Conversely, if the price is higher than its intrinsic value, traders can consider selling.

Comparison Between Fundamental and Technical Analysis

Technical analysis examines **price charts** and price reactions to key levels.

On the other hand, the **fundamental analysis** draws a comprehensive picture of the asset in question by evaluating **financial statements, macroeconomic conditions** and **market sentiment**.

Comparison of fundamental and technical analysis:

Parameters	Fundamental	Technical
Type of analysis	Focus on fundamental factors and news	Focus on price charts
Trading horizon	Medium-term and long-term	Mostly short-term trading
Tools	Financial statements, economic reports, news	Price charts, support and resistance levels, indicators
Forecasting accuracy	Higher accuracy in predicting long-term trends	Higher accuracy in predicting short-term trends
Suitable strategies	Swing trading, long-term investing	Scalping

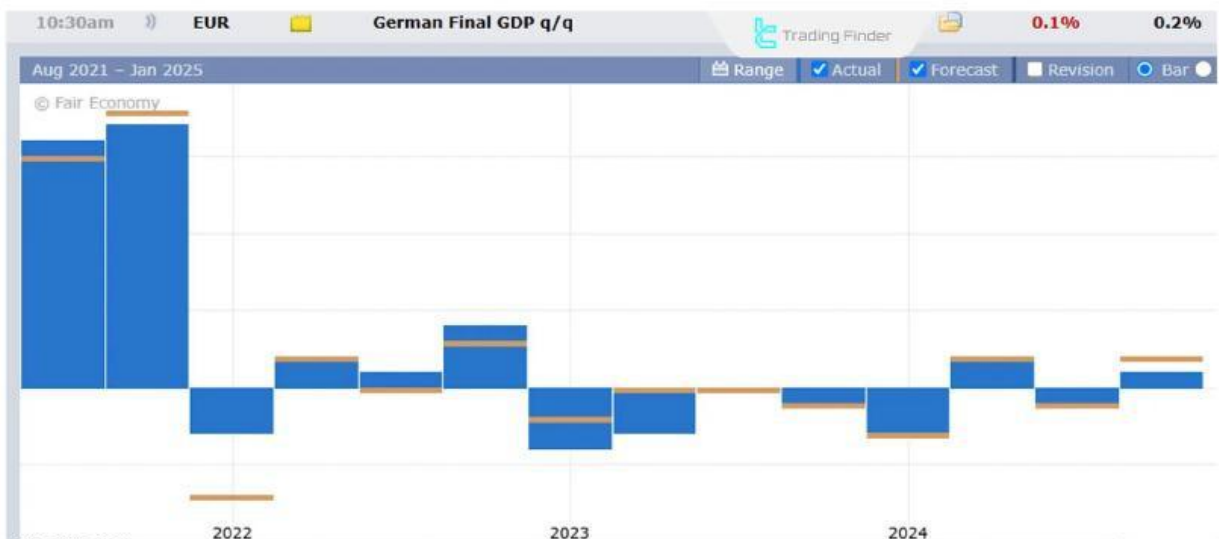
Can You Trade Using Fundamental Analysis?

A real-life example of **fundamental analysis' impact on financial markets** will be evaluated. Below is a chart showing the sharp decline of the EUR/USD pair in October 2024.



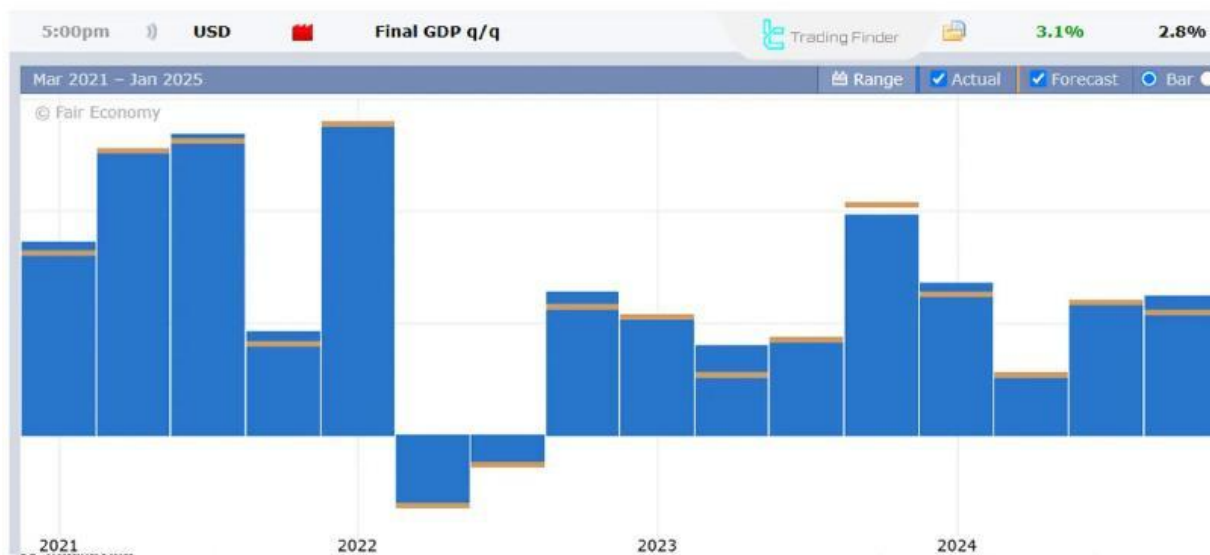
EUR/USD decline in late 2024 due to fundamental factors; Source: TradingView

The reason for this decline can be traced back to the severe divergence in **monetary policies** and **economic growth** between Europe and the United States.



Germany's economic growth has been severely weakened since 2022 under the influence of the contractionary policy; Source: Forex Factory

This image shows **Germany's weak economic growth** from mid-2022 to late 2024. Germany, being the largest economy in Europe, significantly influences the euro.



This image shows the strong economic growth of the U.S. during the same period. Source: Forex Factory

In response to **weakening economic growth** in Europe, the European Central Bank (ECB) reduced **interest rates** by **150 basis points (1.5%)** from a peak of **4.5%**.

In contrast, the U.S. economic data showed **strong growth**, resulting in inflationary pressures and **slower interest rate cuts**.

As a result of the **monetary policy gap** and **economic growth** in Europe and America, the dollar has strengthened against the euro in the last three months of 2024.

Conclusion

Fundamental analysis is a method used in financial markets to predict price trends by evaluating fundamental factors such as **economic reports**, **central bank meetings**, and **financial news**.

The data analyzed in fundamental analysis is mainly applied to predict **mid-term** and **long-term** trends, making it particularly suitable for **long-term investors** and **swing traders**.

Sources:

1. Our website link :

<https://tradingfinder.com/education/forex/what-is-fundamental-analysis/>

2. All Education :

<https://tradingfinder.com/education/forex/>

3. TradingFinder Support Team (Telgram):

<https://t.me/TFLABS>

 [TradingFinder](#)

 [Educational link](#)



 [TradingFinder](#)

 [tradingfindercom](#)