


LESSON 3 Reading

1 Write.

flower model real tiny



model



2 Read and write. TR: 39

flowers model real tiny town

Look at the photo! It's a town.
Is it a real town? No, it isn't. It's a
model. It's a toy town. The
houses and shops are small.
They're tiny!

Can you see the boy? He's real.
Can you see the flowers too?
They're big and yellow. Are they
real - or are they models?

Look at the trees. Are they big or
small? They're models.



This model town is cool!



3 Read again. Write T for True or F for False.

- | | |
|---|--|
| 1 This town is real. <input type="checkbox"/> | 2 The houses are big. <input type="checkbox"/> |
| 3 The shops are small. <input type="checkbox"/> | 4 This is a real boy. <input type="checkbox"/> |
| 5 The trees are real. <input type="checkbox"/> | 6 This town is cool. <input type="checkbox"/> |

1 Read and write.



- 1 There's a shop in the street.
 2 _____ flowers in the park.
 3 _____ books in the library.
 4 _____ a man in the swimming pool.

2 Listen and circle. TR: 40



A




B



A




B



A



B



A



B

3 Look around the room. What is there?

There's _____.

There are _____.

LESSON 5 Phonics

1 Tick (✓) the words with *a*.



2 Write.

1



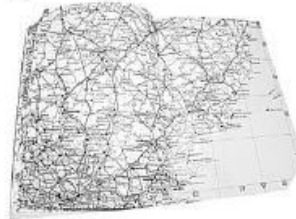
j a m

2



m n

3



m p

4



b t

3 Listen and write the words with *a*. TR: 41

1 b a t

2

3

4

5

6