






ASSIGNMENT 22

Note Values II

REVISION: These are the different note lengths which you need to understand.

Note Name	Symbol	Note Length
Semibreve		4 beats
Minim		2 beats
Crotchet		1 beat
Quaver		$\frac{1}{2}$ beat
Pair of Quavers		$\frac{1}{2}$ beat each

If we have two quavers next to one another -







We take the tail of each one and join it together







We call this a pair of quavers or beamed quavers which altogether adds up to 1 beat.
(Even though they are tied together, each note is still $\frac{1}{2}$ a beat).



Note Length Exercises



1.  +  = 1 + 1 = 2

2.  +  = + =

3.  +  = + =

4.  +  = + =

5.  +  = + =

6.  +  = + =