AREA E PERIMETRO

1

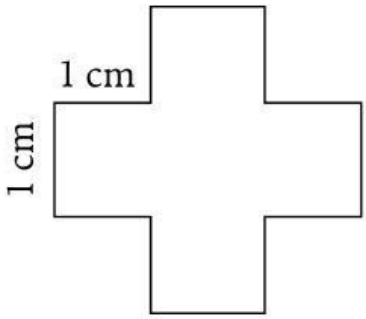

P =_____cm A = _____ cm^2

2

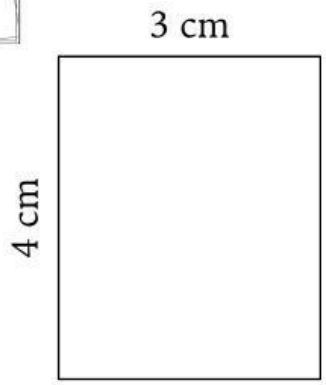

P =_____cm A = _____ cm^2

3

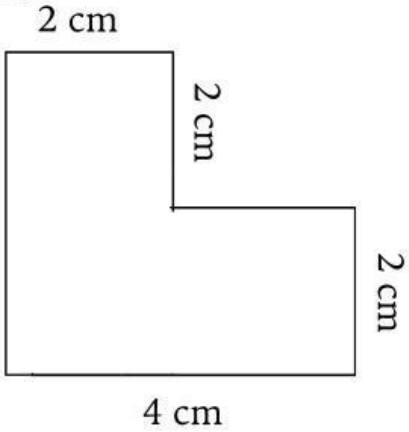

P =_____cm A = _____ cm^2

4

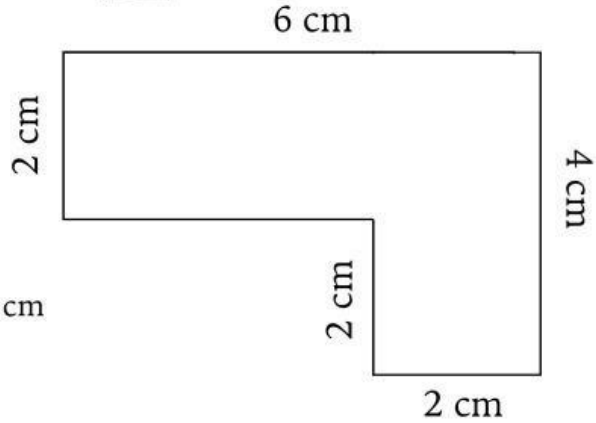

P =_____cm A = _____ cm^2

5

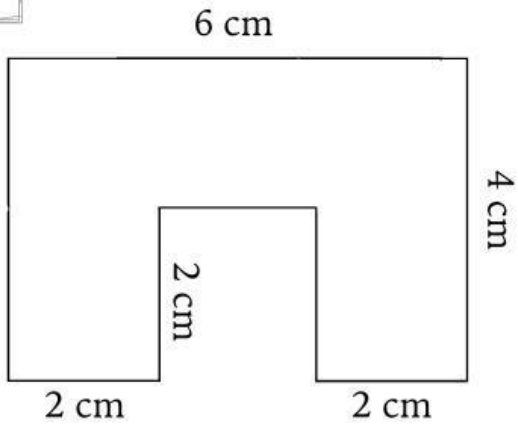

P =_____cm A = _____ cm^2

6

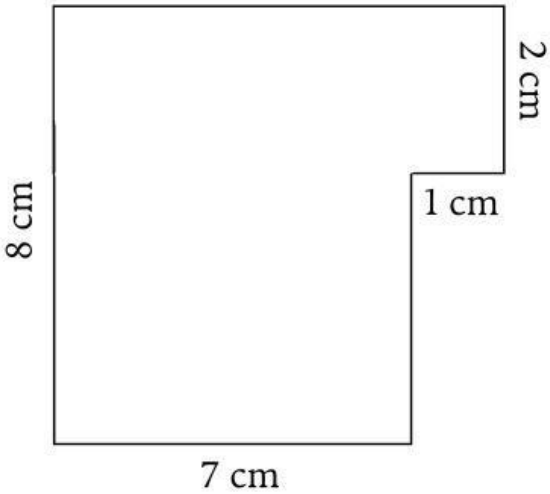

P =_____cm A = _____ cm^2

LIVEWORKSHEETS

SPAZIO E FIGURE

QUANTO MISURA, IN CENTIMETRI, IL PERIMETRO DELLA FIGURA COLORATA IN GRIGIO?

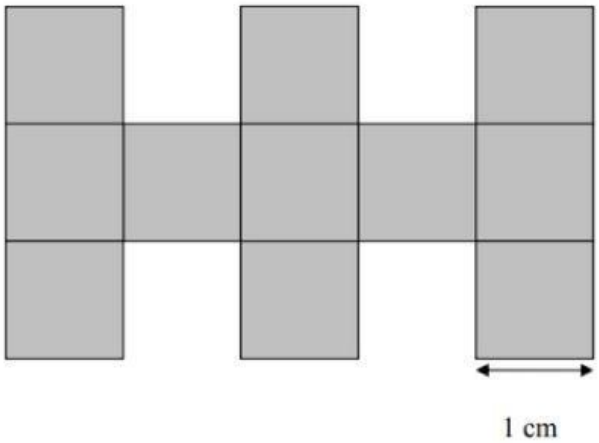

- ☐ A. 11
- ☐ B. 15
- ☐ C. 24
- ☐ D. 28

NEL RETTANGOLO SEGUENTE COME SI CHIAMA IL SEGMENTO BD?

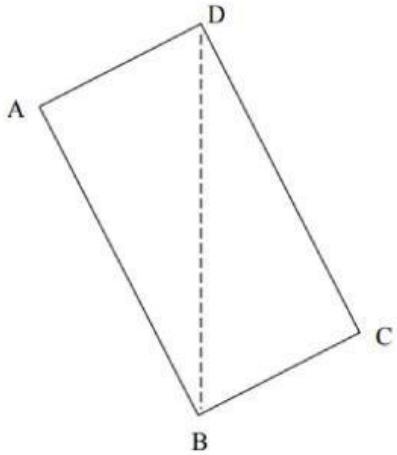

- ☐ A. Diagonale.
- ☐ B. Altezza.
- ☐ C. Mediana.
- ☐ D. Asse di simmetria.

GIANNI HA ATTACCATO SU UN CARTONCINO GRIGIO I SUOI ADESIVI PER OTTENERE IL SEGUENTE DISEGNO.

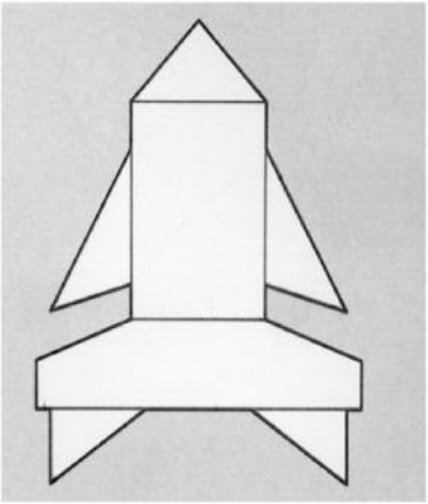

Di che forma erano gli adesivi che ha usato e quanti erano?

- ☐ A. 4 triangoli, 1 rettangolo, 1 trapezio.
- ☐ B. 5 triangoli, 2 rettangoli.
- ☐ C. 4 triangoli, 1 rettangolo, 1 esagono.
- ☐ D. 5 triangoli, 1 rettangolo, 1 esagono.

LIVEWORKSHEETS

CON DEL CARTONCINO PIETRO HA FATTO LA SCATOLA A FORMA DI PARALLELEPIPEDO CHE VEDI QUI SOTTO. LA METÀ SUPERIORE È DI CARTONCINO GRIGIO, LA METÀ INFERIORE È DI CARTONCINO NERO.



PIETRO HA APERTO E SCHIACCIATO LA SCATOLA. QUALE DELLE SEGUENTI FIGURE HA OTTENUTO?



Figura 1



Figura 2



Figura 3



Figura 4

A. ☐ Figura 1

B. ☐ Figura 2

C. ☐ Figura 3

D. ☐ Figura 4

OSSERVA LE SEGUENTI FIGURE.

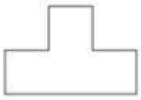

Figura 1

Figura 2

Figura 3

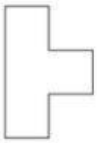

Figura 4

OGNI FIGURA È STATA OTTENUTA DALLA PRECEDENTE CON UNA ROTAZIONE DI

A. ☐ 90° in senso orario

B. ☐ 180° in senso orario

C. ☐ 90° in senso antiorario

D. ☐ 180° in senso antiorario

QUALE DI QUESTE AFFERMAZIONI È VERA?



Figura 1

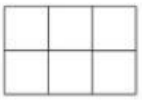

Figura 2

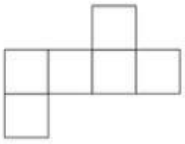

Figura 3

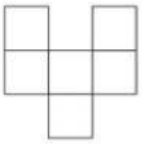

Figura 4

A. ☐ Le figure 1, 3, 4 hanno la stessa area

B. ☐ Le figure 3 e 4 hanno la stessa area e lo stesso perimetro

C. ☐ Le figure 2, 3, 4 hanno lo stesso perimetro

D. ☐ Tutte le figure hanno lo stesso perimetro

LIVEWORKSHEETS