

What is TradingView? 100 Built-in Indicators, Watchlist, and Screeners

TradingView is an advanced trading platform for charting and market analysis, used daily by **over 50 million users** worldwide.

The platform was launched in 2011 by **Stan Bokov, Denis Globa,** and **Konstantin Ivanov.**



This platform provides users with access to various **technical analysis indicators, drawing tools,** and **customizable charts.**

Additionally, it provides real-time market data covering global markets, giving traders up-to-date information.

Key Features of TradingView

TradingView offers various features such as **watchlists**, **market screeners**, **trading alerts**, and more.

Advanced Charts

TradingView provides various chart types, including **Candlestick**, **Heikin Ashi**, **Renko**, **Kagi**, and more.

The platform allows access to multiple timeframes, different graphical themes, price action analysis, and pattern recognition.



Candlestick price charts on the TradingView platform

Technical Indicators

This platform provides over 100 built-in indicators. **Popular indicators on TradingView:**

- ⚡ **Moving Average (MA)**
- ⚡ **Relative Strength Index (RSI)**
- ⚡ **MACD**
- ⚡ **Bollinger Bands**

Traders can enhance their analysis by adding custom-built **TradingView indicators** to their chosen symbol chart.



Drawing Tools

This trading platform offers an extensive set of drawing tools, such as:

- ⚡ **Trend lines**
- ⚡ **Fibonacci Retracements**
- ⚡ **Support/Resistance Levels**

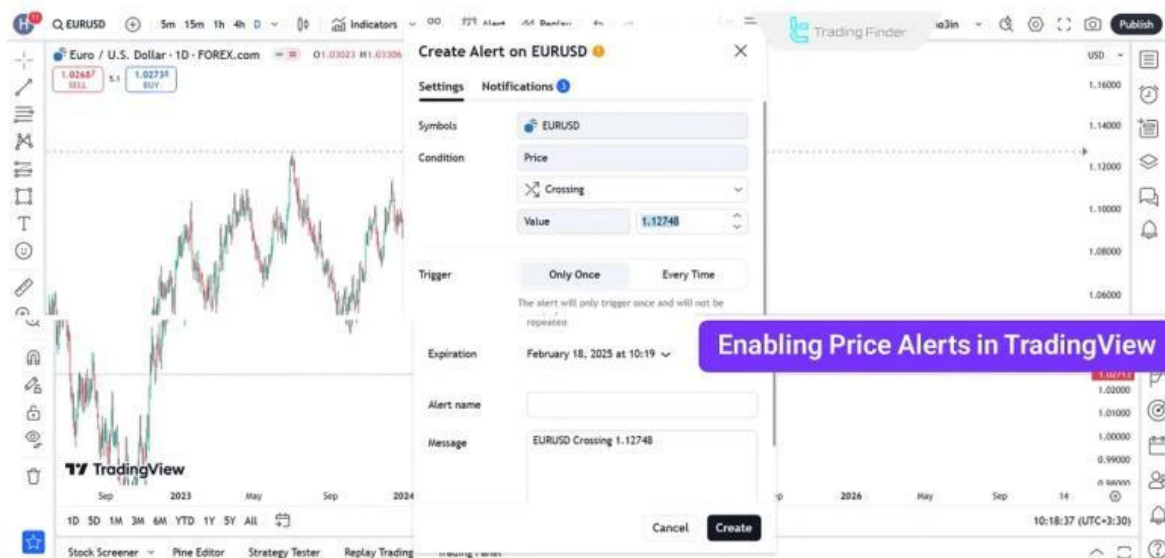


Using TradingView drawing tools on a EUR/USD chart

Trading Alerts

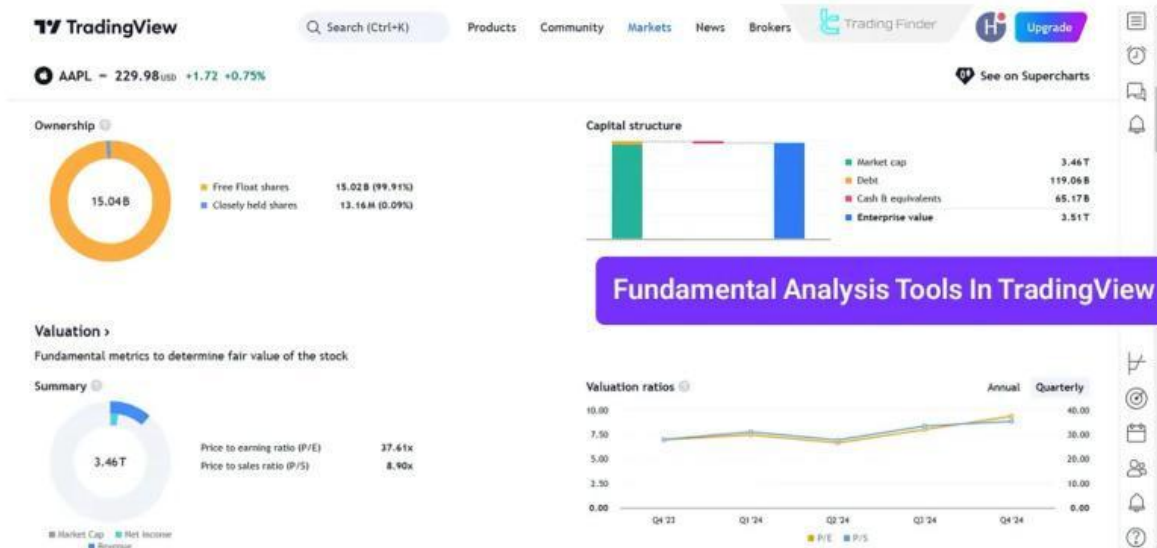
Custom alerts can be set in the TradingView platform based on **price levels**, **technical indicators**, or **specific events**.

Alerts are sent via visual pop-ups, email, SMS, and mobile notifications. These alerts can be received via the **TradingView webhook**, **visual pop-ups**, **email**, **SMS**, and **mobile** notifications.



Fundamental Analysis

This platform provides tools for fundamental analysis, such as **valuation ratios**, **financial statement analysis**, and **historical company data**.



Fundamental data page for Apple stock on the TradingView platform

Watchlist

The Watchlist is a real-time tool for tracking **price movements** and **trading volumes**. It also allows users to switch quickly between symbols displayed on the widget panel to the right of the chart.



Simultaneous price data monitoring via the TradingView Watchlist

Bar Replay Tool

The Bar Replay feature allows users to simulate past price movements to **test strategies** and **evaluate trade setups** under various conditions.



Bar Replay widget for testing strategies in TradingView

Market Screener

The Screener is a tool to search and sort assets based on

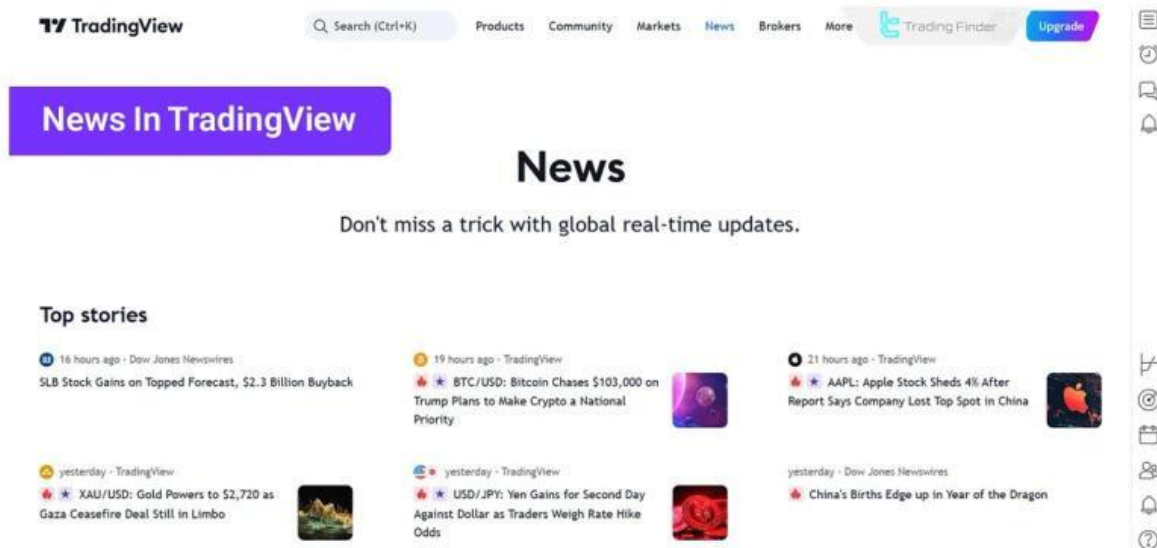
The screenshot shows the TradingView Crypto Coins Screener interface. A purple box with the text 'Screener In TradingView' is present. The interface includes a search bar, various filters, and a table of cryptocurrencies.

Coin	Rank	Price	Change %	Market cap	Volume	Circ supply	Category
BTC Bitcoin	1	103,166.82 USD	+1.54%	2.04T USD	69.51B USD	19.81M	Cryptocurrencies, Layer 1
ETH Ethereum	2	3,294.13 USD	-2.26%	396.95B USD	29.47B USD	120.5M	Smart contract platforms, Layer 1
XRP XRP	3	3.1305 USD	-5.96%	180.21B USD	13.96B USD	57.56B	Cryptocurrencies, Enterprise solution...
USDT Tether USDt	4	0.99964 USD	-0.02%	138.25B USD	143.2B USD	138.3B	Stablecoins, Asset-backed Stablecoins
SOL Solana	5	233.60 USD	+9.94%	113.67B USD	9.46B USD	486.59M	Smart contract platforms, Layer 1
BNB BNB	6	701.55 USD	-2.06%	101.03B USD	2.09B USD	144.01M	Smart contract platforms, Centralize...
DOGE Dogecoin	7	0.39790 USD	+2.80%	56.76B USD	8.73B USD	147.67B	Memes, Cryptocurrencies, Layer 1
USDC USDC	8	1.0007 USD	+0.07%	47.43B USD	13.32B USD	47.39B	Stablecoins, Asset-backed Stablecoins
ADA Cardano	9	1.0708 USD	-4.67%	37.65B USD	1.89B USD	35.16B	Smart contract platforms, Layer 1
TRX TRON	10	0.24201 USD	-1.01%	20.85B USD	1.39B USD	86.16B	Smart contract platforms, Payments, ...

TradingView platform Screener for filtered searches and detailed data

News Coverage

The News feature provides real-time, comprehensive financial news from **globally recognized agencies**.

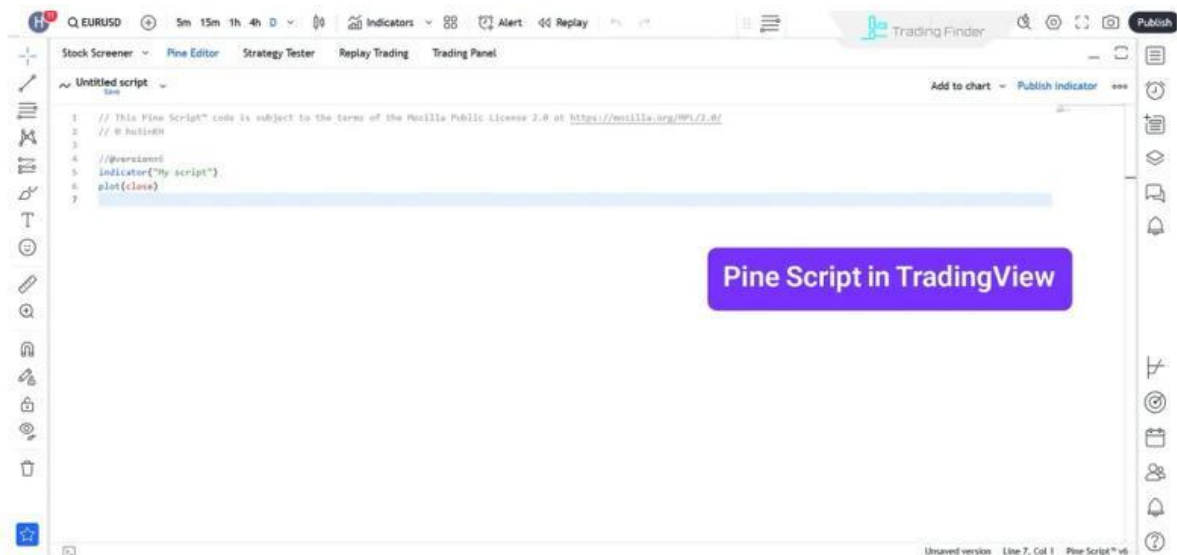


News page on TradingView site

Pine Script

The platform allows users to create indicators, strategies, and alerts using the **Pine Script** programming language.

Check [TradingFinder's TradingView Scripts](#) page for the most up-to-date indicators and trading strategies.



Pine Script editor page on TradingView site

Trading Ideas

In the Trading Ideas section, you can **share strategies, tactics**, and **analyses** with traders worldwide or draw inspiration from them.

Live Video Streaming

This trading platform supports live video streaming, enabling traders to share their market insights, analyses, and strategies with others interactively in real-time.

TradingView Chat

The chat feature allows real-time conversations with other traders on the platform.

TradingView Pros and Cons

While using TradingView has various advantages it has its disadvantages.

TradingView benefits and drawbacks:

Pros	Cons
Extensive tools for technical and fundamental analysis	Limitations in the free version
Multiple markets and asset coverage	Limited customer support
Easy comparison of various instruments on a single chart	Not compatible with all brokers and exchanges

Conclusion

TradingView offers a wide range of customizable charts and analytical tools for traders, such as **100+ technical indicators, drawing tools, Bar Replay**, and **watchlist**.

With tools such as **trading alerts** and extensive news coverage, TradingView helps users stay informed of the latest market changes.

However, **limitations in the free version** and **lack of extensive broker support** pose challenges for some traders.

source:

1.our website link :

<https://tradingfinder.com/education/forex/what-is-tradingview/>

2.all Education :

<https://tradingfinder.com/education/forex/>



[TradingFinder](#)



[Educational link](#)



[TradingFinder](#)



[tradingfindercom](#)