PERBANDINGAN PECAHAN

Tujuan Pembelajaran

- Peserta didik diharapkan dapat membandingkan dan mengurutkan pecahan.
- Peserta didik diharapkan dapat menentukan nilai pecahan.
- Peserta didik diharapkan dapat membandingkan dua pecahan.
- Peserta didik diharapkan dapat mengetahui perbandingan dua pecahan dengan pembilang sama.

Simaklah Gambar dibawah ini!

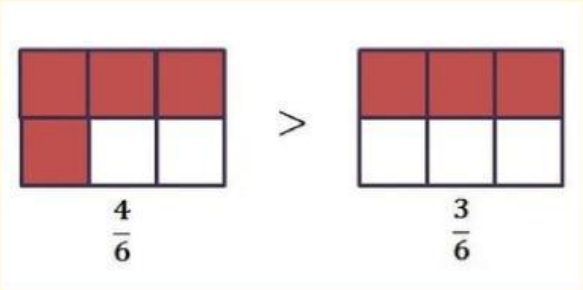

Simaklah Video dibawah ini!

LIVEWORKSHEETS

Latihan Soal

I. Jawablah pertanyaan dibawah ini dengan benar!

Besar manakah bilangan pecahan dibawah ini?

Berilah tanda < / >

1. $\frac{1}{2}$ ..... $\frac{1}{8}$
2. $\frac{1}{4}$ ..... $\frac{1}{5}$
3. $\frac{1}{9}$ ..... $\frac{1}{4}$
4. $\frac{1}{8}$ ..... $\frac{1}{2}$
5. $\frac{1}{2}$ ..... $\frac{1}{9}$

LIVEWORKSHEETS

II. Berilah tanda √ pada gambar pecahan yang lebih besar!

1. 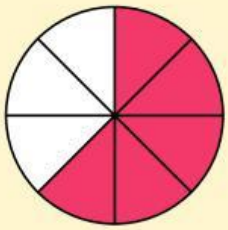 ☐ ☐ 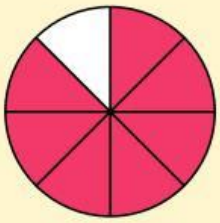

2. 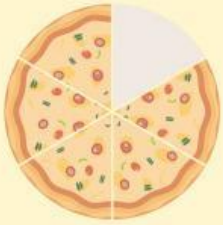 ☐ ☐ 

3. ☐ ☐

4. 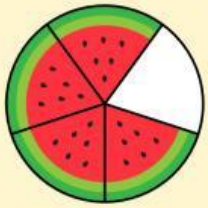 ☐ ☐ 

5. 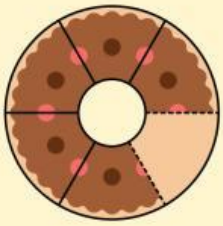 ☐ ☐ 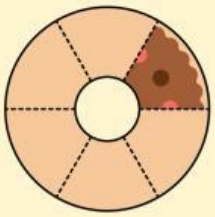

LIVEWORKSHEETS